3 CULTIVATOR

3.1 DURATOPBOND	3.2 DURATOP	3.3 Point for S-Tines	3.4 S-tines	3.5 Clamps for S-Tines	3.6 Assembly of S-tines - cultivators
3.7 Bellota Vibro tines	3.8 Cultivator points	3.9 Parts for stubble cultivation	3.10 Double coil tines	3.11 Assembly double coil tine - cultivator	3.12 Clamps for double coil tines
3.13 Stubble tines	3.14 Chisel tines	3.15 Assembly of chisel tine - cultivator	3.16 Chisel assembly	3.17 Chisel assembly components	3.18 Compression Springs
3.19 Following tines	3.20 Cultivator leaf springs	3.21 Blades	3.22 Bolts		

BELLOTA's exclusive patented DURATOPBOND technology makes cultivators last 3 TIMES LONGER than without it

The **DURATOP** technique entails combining custom-sized tungsten carbide plates with a high-impact brazing material. The fusion of the two materials creates a very strong, abrasion resistant metallurgical bond.

DURATOPBOND

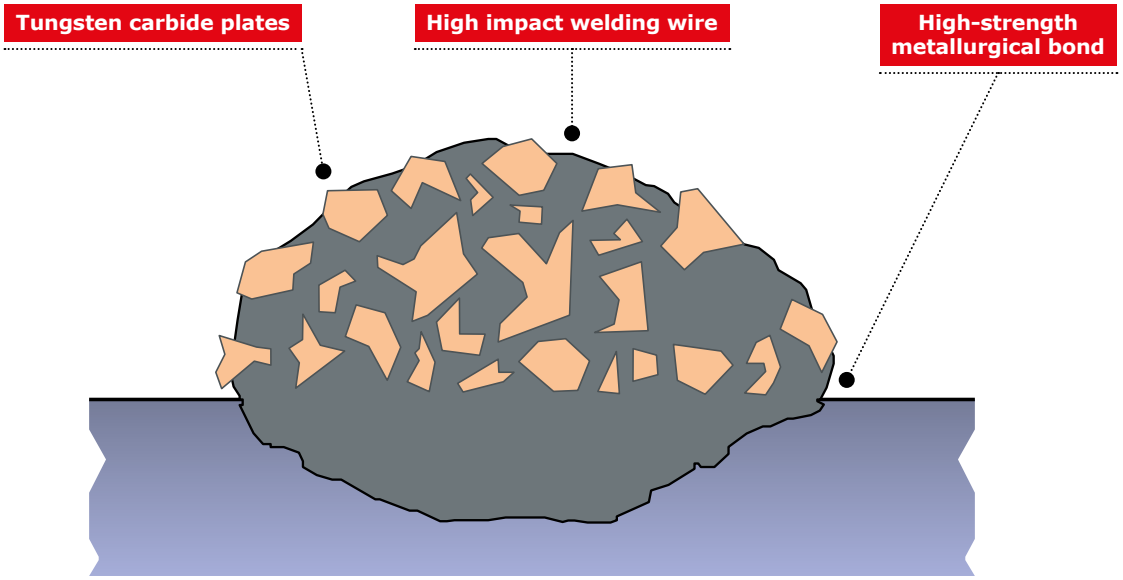

ADVANTAGES

- Outstanding impact resistance
- Changing cultivators saves time
- Reduced labour costs
- Reduced hardware costs
- Improved final result
- Better tillage by keeping the original design for a longer period of time

DURATOPBOND

is applied to the critical wear parts, for example:

AT THE REAR

Throughout the whole edge

AT THE FRONT

On the point and around the screws

After 280 hectares on very sandy soil

With DURATOPBOND

Without DURATOPBOND

With the DURATOPBOND treatment the cultivators last at least 3 times longer and up to 4.5 times longer on sandy soil.

AMAZONE CAYENA

30

AMAZONE PRIMERA DCM

31

15023 CP C1 DURATOP

32

1549 CN CP DURATOP

33

1535-B CN S CP DURATOP

34

1502 S CN CP DURATOP

35

15035 S CP DURATOP

36

1547 S C2N CP DURATOP

37

15106 DURATOP

38

15055 CP 2A1 3P DURATOP

39

15055 CP DURATOP

40

2319 AP CP DURATOP

41

15110 CP DURATOP

42

15122 CP DURATOP

43

15115 CP DURATOP

44

AGRISEM AGM1103551

45

1547 C2N CP DURATOP

46

1512-A C2N CP DURATOP

47

1513-A C2N CP DURATOP

48

AMAZONE CAYENA

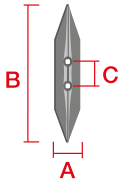

Heat treatment after brazing for a longer life.

15075

Ref.	Original Ref.		A	B	C	Grs.	
15075-CA-CP DURATOP	970702	12	34	459	65	2.700	200

Fits in the Amazone Cayena seed drill
1 tungsten carbide plate

AMAZONE PRIMERA DCM

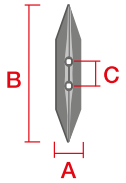

Heat treatment after brazing for a longer life.

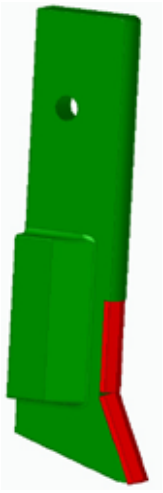

15121-B CP

Ref.	Original Ref.		A	B	Grs.			M	F
15121-A CP DURATOP	102805	15	35	222	1.620	625	1199G	M12	300
15121-B CP DURATOP	102808	15	35	222	1.640	625	1199G	M12	300

15121-A CP: 1 tungsten carbide plate. Old Amazone reference: 936867
15121-B CP: 2 tungsten carbide plates. Old Amazone reference: 923613, 914977
Painted green
Fits in a PRIMERA DCM seed drill

15121-A CP

F Articles manufactured upon order

Bolts on page 203

15023 CP C1 DURATOP

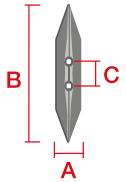

Heat treatment after brazing for a longer life.

15023 CP C1

Ref.		A	B	C	Grs.			M	F
15023 CP C1 DURATOP	12	41	168	45	520	1.500	1199A	M10	100

Fits in seeding tines
1 tungsten carbide plate

F Articles manufactured upon order

Bolts on page 203

1549 CN CP DURATOP

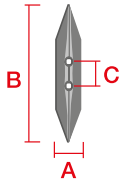

Heat treatment after brazing for a longer life.

1549 CN CP

Ref.		A	B	C	Grs.			M
1549 CN CP DURATOP	16	52	230	40-50	1.060	1.000	1199A	M10

3 tungsten carbide plates
Fits in seeding tines

Bolts on page 203

1535-B CN S CP DURATOP

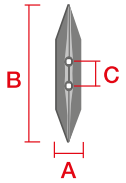

Heat treatment after brazing for a longer life.

1535 B S CN CP

Ref.		A	B	C	Grs.			M
1535-B CN S CP DURATOP	18	74	345	45	2.500	400	1199O	M12
1535-B CN S CP CA1 DURATOP	18	74	345	45	2.400	400	1199O	M1O

3 tungsten carbide plates

Fits in S-tine

Ref.	2476 C2A A10	2476 A14 C2A / 2476 C2A	2488 B A14 C2A / 2488 B C2A	2488 C2A/C3A	2489 C2A	2489 C2A A12	2550 C2A	2546 C2A
1535-B CN S CP		M12x60TCB	M12X60TCB	M12X60 TCB		M12x60TCB		KIT2546C2A
1535-B CN S CP CA1	M10x60TCB				M10X60 TCB		M10x60TCB	

1535 B S CN CP CA1

Bolts on page 203

1502 S CN CP DURATOP

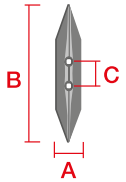

Heat treatment after brazing for a longer life.

1502 S CN CP

Ref.		A	B	C	Grs.			M
1502 S CN CP DURATOP	18	70	290	45	2.050	500	1199A	M12

3 tungsten carbide plates

Fits in Vibro-Bellota tine

Ref.	Vibro-Flex	VF	VFM
1502 S CN CP	M12x60	M12x60	M12x60

Bolts on page 203

15035 S CP DURATOP

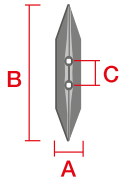

Heat treatment after brazing for a longer life.

15035 S CP

Ref.		A	B	C	Grs.			M
15035 S CP DURATOP	15	52	300	35-50	1.700	500	1199O	M10
15035 S CP CA1 DURATOP	15	52	300	35-50	1.700	500	1199O	M12

3 tungsten carbide plates

Fits in S-tine

Ref.	2476 C2A A10	2476C2A/A14C2A	2488BC2A/C3A	2489C2A	2489C2AA12	2550
15035 S CP	M10x45TCB			M10x60TCB		M10x60TCB
15035 S CP CA1		M12x45TCB	M12x60TCB		M12x60TCB	

Bolts on page 203

1547 S C2N CP DURATOP

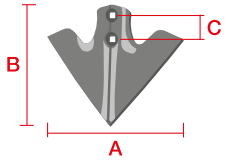

Heat treatment after brazing for a longer life.

1547 S C2N CP

Ref.		A	C	Grs.			M
1547 S C2N CP DURATOP	14	200	45	1.200	800	1199A	M10

11 tungsten points and reinforced neck

Fits in S-tine

	2476 C2A A10
1547 S C2N CP	M10x45TCB

Bolts on page 203

15106 DURATOP

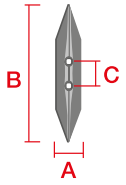

Heat treatment after brazing for a longer life.

15106 AP CP

Ref.		A	B	C	Grs.			M
15106 AP CP DURATOP	22	60	365	40-80	3.385	240	1199A	M12
15106 CP 10 DURATOP	22	60	365	40-80	3.470	240	1199A	M12

15106 AP CP: 2 tungsten carbide plates and wear-resistant welding
15106 CP 10: 10 tungsten carbide plates

Fits in tine Chisel

Ref.	2462-A	2462-B	2464-A	2464-AL	2467
15106	M12x70	M12x70	M12x80	M12x80	M12x60

Fits in double coil tine

Ref.	2484	2485	2486
15106	M12x70	M12x70	M12x70

Fits in Vibro-Bellota tine

Ref.	2455 (VTH)
15106	M12x70

15106 CP 10

Bolts on page 203

15055 CP 2A1 3P DURATOP

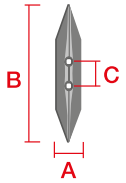

Heat treatment after brazing for a longer life.

15055 B80 CP 2A1 3P

Ref.		A	B	C	Grs.			M
15055-B80-CP-2A1-3P DURATOP	20-40	80	275	45-58	4.000	250	1199A	M12

3 tungsten carbide plates
Fits with 2823. See page 169

Fits in tine Chisel

Ref.	2464-A	2464-AL
15055-B80-CP-2A1-3P	M12x80	M12x80

Fits in double coil tine

Ref.	2485	2486
15055-B-80-CP-2A1-3P	M12x70	M12x80

1 PLANTERS AND SEED DRILL
2 CURVED SUBSOILER
3 CULTIVATOR
4 DISC HARROW
5 PLOUGH

Bolts on page 203

15055 CP DURATOP

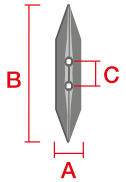

Heat treatment after brazing for a longer life.

15055 B80 CP 2A1 3P

Ref.	⇥I⇤	A	B	C	Grs.			M	F
15055-B CP 80 HRS DURATOP	15	80	250		2.000	300	1199A	1285A	
15055-B80-CP-2A-3P DURATOP	20-40	80	275	57	4.030	250	1199A	1285A	
15055-B80-PL-CP-4P DURATOP	30	80	275	57	4.300	250	1199A	1285A	100

See full range on page 169
15055-B CP 80 HRS DURATOP: 1 tungsten carbide plate
15055-B80 CP 2A 3P DURATOP: 3 tungsten carbide plates
15055-B80 PL CP 4P DURATOP: 4 tungsten carbide plates

15055-B CP 80

15055 B80 PL CP 4P

F Articles manufactured upon order

Bolts on page 203

2319 AP CP DURATOP

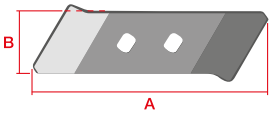

Heat treatment after brazing for a longer life.

2319 AP CP

Ref.		A	B	C	Grs.			M
2319 AP CP DURATOP	20	70	220	40	2.500	400	1199D	M12

2 tungsten carbide plates and wear-resistant welding
Reference adaptable to Kverneland CLC and subsoilers

Bolts on page 203

15110 CP DURATOP

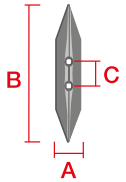

Heat treatment after brazing for a longer life.

15110 CP

Ref.	Original Ref.		A	B	C	Grs.			M
15110 CP DURATOP	KK083068R	20	80	283	60	3.400	300	1199D	M12

3 tungsten carbide plates
Fits in CLC EVO of Kverneland with deflectors KK304320R (Right), KK304321R (Left), KK304322R (Straight)

Bolts on page 203

15122 CP DURATOP

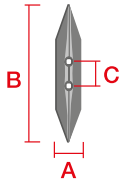

Heat treatment after brazing for a longer life.



15122

Ref.	Original Ref.		A	B	C	Grs.	
15122 CP DURATOP	A135465286	26	72	206	40	2.600	400

3 tungsten carbide plates
Fits in Kverneland Enduro Stubble Chisel

15115 CP DURATOP

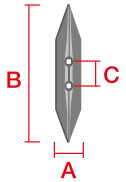

Heat treatment after brazing for a longer life.

15115 CP

Ref.	Original Ref.		A	B	C	Grs.			M
15115 CP DURATOP	H2220761	26	80	276	45	4.700	200	1199A	M12

5 tungsten carbide plates
Fits in Kuhn Cultimer stubble cultivators

Bolts on page 203

AGRISEM AGM1103551

Heat treatment after brazing for a longer life.

15124 CP

Ref.	Original Ref.		A	B	C	Grs.	
15124-CP DURATOP	AGM1103551	25	80	252	49	3.680	275

5 tungsten carbide plates
Assemble on Agrisem MaxiMulch and AgroMulch soil preparation and stubble cultivators

1547 C2N CP DURATOP

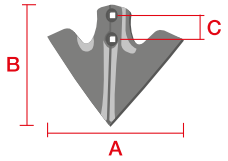

Heat treatment after brazing for a longer life.

1547 C2N CP

Ref.		A	C	Grs.			M
1547 C2N CP DURATOP	14	200	45	1.275	800	1199A	M10

11 tungsten points and reinforced neck

Fits in double coil tine

	2480
1547 C2N CP	M10x40

Bolts on page 203

1512-A C2N CP DURATOP

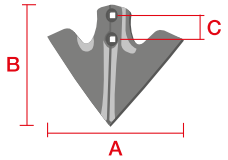

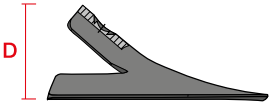

Heat treatment after brazing for a longer life.



1512 A C2N CP

Ref.	α		A	C	Grs.			M
1512-A C2N CP DURATOP	47º	7,5	280	45	2.900	333	1199A	M12

13 tungsten points and reinforced neck
47º angle of attack. Works flatter than the 1513 A C2N CP point.

Fits in tine Chisel

	2461-B	2461-C	2461-CL	2461-D	2462-A	2462-B	2464-A	2464-AL	2466	2467
1512 A C2N CP	M12x50	M12x50	M12x50	M12x50	M12x60	M12x60	M12x70	M12x70	M12x50	M12x50

Fits in double coil tine

	2481	2483	2484	2485	2486
1512 A C2N CP	M12x50	M12x50	M12x50	M12x50	M12x50

Bolts on page 203

1513-A C2N CP DURATOP

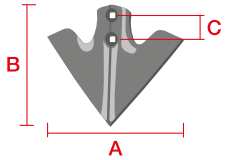

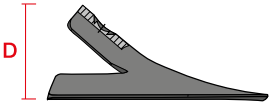

Heat treatment after brazing for a longer life.



1513-A C2N CP

Ref.	α		A	C	Grs.			M
1513-A C2N CP DURATOP	35,5º	7,5	270	45	3.170	333	1199A	M12

13 tungsten points and reinforced neck
35º angle of attack. Works sharper than point 1512-A-C2N-CP

Fits in tine Chisel

	2461-B	2461-C	2461-CL	2461-D	2462-A	2462-B	2464-A	2464-AL	2466	2467
1513 A C2N CP	M12x50	M12x50	M12x50	M12x50	M12x60	M12x60	M12x70	M12x50	M12x50	M12x50

Fits in double coil tine

	2481	2483	2484	2485	2486
1513-A C2N CP	M12x50	M12x50	M12x60	M12x60	M12x60

Bolts on page 203

15044
50

1543
51

1594
52

15045
53

1583
54

1505
55


1504
56

1529
57

1530
58

15035
59

15000
60

1502
61

1502 S CN
62

1503
63

1535 S CN
64

15102
65

15103
66

15104
67

1545
68

1544
69

1548
70

1553 S
71

15099
72

1552
73

15001
74

15054
75

15038
76

15087
77

1547 S
78

15037
79

1599
80

1599 S CN
81

15098
82

15072
83

15044

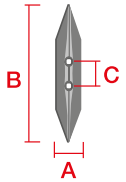

Product uniformity guaranted by strict controls on quality and the production process.

15044

Ref.		A	B	Grs.			M	F
15044 CA	6	35	218	380	2.600	1199O	M10	100

Fits in S-tine

Ref.	2511
15044	M10x60TCB

F Articles manufactured upon order

Bolts on page 203

1543

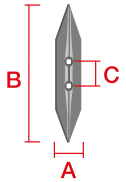

Product uniformity guaranted by strict controls on quality and the production process.

1543

Ref.	Original Ref.		A	B	Grs.				M
1543	101000640	6	35	210	385	12	2.376	1199O	M10

Fits in S-tine

Ref.	2470	2472	2463
1543	M10x40TS	M10x40TS	M10X45TCB

Bolts on page 203

1594

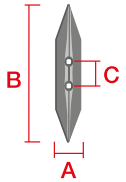

Product uniformity guaranted by strict controls on quality and the production process.

1594

Ref.		A	B	Grs.				M
1594 CA	5	36	135	190	12	2.376	1199O	M10

Fits in S-tine

Ref.	2473
1594	M10x40TS

1 PLANTERS AND SEED DRILL
2 CURVED SUBSOILER
3 CULTIVATOR
4 DISC HARROW
5 PLOUGH

Bolts on page 203

15045

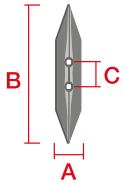

Product uniformity guaranted by strict controls on quality and the production process.

15045

Ref.		A	B	Grs.			M	F
15045 CA	6	37	210	380	2.000	1199O	M10	100

Fits in S-tine

Ref.	2476 C2A A10	2489 C2A	2550 C2A
15045 CA	M10x45TCB	M10x60TCB	M10x60TCB

F Articles manufactured upon order

Bolts on page 203

1583

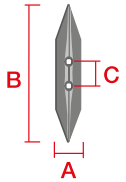

Product uniformity guaranted by strict controls on quality and the production process.

1583

Ref.		A	B	Grs.		M
1583	6	38	230	390	1.500	M10

Fits in S-tine

Ref.	2473
1583	M10x40TS

1505

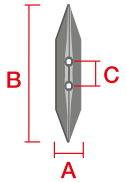

Product uniformity guaranted by strict controls on quality and the production process.

1505

Ref.		A	B	Grs.				M
1505	6	40	232	660	12	1.512	1199O	M10

Fits in S-tine

Ref.	2470	2472	2476	2517
1505	M10x40TS	M10x40TS	M10x45TCB	M10x45TCB

Bolts on page 203

1504

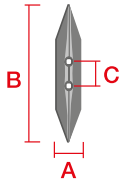

Product uniformity guaranted by strict controls on quality and the production process.

1504

Ref.		A	B	Grs.				M	F
1504	6	42	255	660	12	1.512	1199O	M10	100
1504-8	8	44	270	770	2.000	2.000	1199O	M10	100

Fits in S-tine

Ref.	2476
1504	M10x45TCB

F Articles manufactured upon order

Bolts on page 203

1529

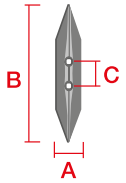

Product uniformity guaranted by strict controls on quality and the production process.

1529

Ref.		A	B	C	Grs.			M	F
1529 A6	6	40,5	232	45	460	2.025	1199O	M10	100
1529 A8	8	43	232	45	650	1.500	1199O	M10	100

Fits in S-tine

Ref.	2476 C2A A10	2489 C2A	2550 C2A
1529	M10x45TCB	M10x60TCB	M10x60TCB

F Articles manufactured upon order

Bolts on page 203

1530

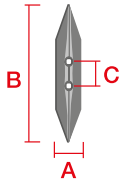

Product uniformity guaranted by strict controls on quality and the production process.

1530-A8

Ref.		A	B	C	Grs.			M	F
1530 A6	6	44	255	45	540	1.500	1199O	M12	
1530 A8	8	45	255	45	770	1.000	1199O	M12	
1530 A6 M10	6	44	255	45	540	1.500	1199O	M10	100
1530 A8 M10	8	45	255	45	770	1.000	1199O	M10	100

Fits in S-tine

Ref.	2476 C2A A10	2476 C2A / A14 C2A	2488-B C2A / A14 C2A	2488 C2A / C3A	2489 C2A	2489 C2A A12	2550 C2A
1530 M10	M10x45TCB				M10x60TCB		M10x60TCB
1530 M12		M12x45TCB	M12x60TCB	M12x60TCB		M12x60TCB	

1530 M10

F Articles manufactured upon order

Bolts on page 203

15035

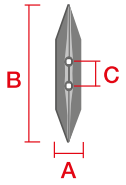

Product uniformity guaranted by strict controls on quality and the production process.

15035 CA10

Ref.		A	B	C	Grs.			M	F
15035 CA	7	52	300	45	950	800	1199O	M10	
15035 CA 10	10	57	300	45	1.360	700	1199O	M10	
15035 C3A E10	10	57	300	45 / 45	1.340	700	1199O	M10	100
15035 S CP DURATOP	15	52	300	35-50	1.700	500	1199O	M10	
15035 S CP CA1 DURATOP	15	52	300	35-50	1.700	500	1199O	M12	

15035 S CP y CA1: 3 tungsten carbide plates

Fits in S-tine

Ref.	2476 C2A A10	2476C2A/A14C2A	2488BC2A/C3A	2489C2A	2489C2AM12	2550
15035 / CP	M10x45TCB			M10x60TCB		M10x60TCB
15035 S CP CA1		M12x45TCB	M12x60TCB		M12x60TCB	

15035 C3A

15035 S CP

F Articles manufactured upon order

Bolts on page 203

15000

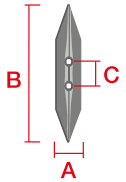

Product uniformity guaranted by strict controls on quality and the production process.

15000

Ref.		A	B	Grs.				M	F
15000	6	58	260	690	12	1.512	1199O	M10	
15000 B	8	60	260	970		10.000	1199O	M12	100

Fits in S-tine

Ref.	2476
15000	M10x45TCB

F Articles manufactured upon order

Bolts on page 203

1502

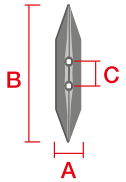

Product uniformity guaranted by strict controls on quality and the production process.

1502-8

Ref.	Original Ref.		A	B	C	Grs.				M	F
1502-6	105000483	6	70	288	45	825	12	648	1199O	M12	
1502-6-B	101000580	6	74	262	45	765	12	648	1199O	M12	100
1502-8	105000504	8	70	288	45	1.100	12	648	1199O	M12	

Fits in Vibro-Bellota tine

Ref.	2454
1502	M12x50TS

F Articles manufactured upon order

Bolts on page 203

1502 S CN

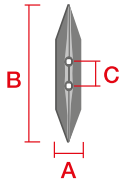

Product uniformity guaranted by strict controls on quality and the production process.

1502 S CN

Ref.	Original Ref.		A	B	C	Grs.			M
1502 S CN	105000483 / 105000504	8,5-18	74	320	45	2.150	500	1199O	M12
1502 S CN CP DURATOP		18	70	290	45	2.050	500	1199A	M12

1502 S CN CP:3 tungsten carbide plates

Fits in Vibro-Bellota tine

Ref.	2454
1502 S CN	M12x50TS

1502 S CN CP

Bolts on page 203

1503

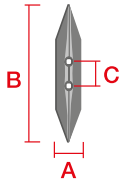

Product uniformity guaranted by strict controls on quality and the production process.

1503

Ref.	Original Ref.		A	B	C	Grs.				M
1503	105000514	8	108	308	45	1.600	12	540	1199O	M12

Fits in S-tine

Ref.	2476 C2A / A14 C2A	2488-B C2A / A14 C2A
1503	M12x45TCB	M12x60TCB

Fits in Vibro-Bellota tine

Ref.	2454
1503	M12x50

Bolts on page 203

1535 S CN

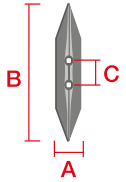

Product uniformity guaranted by strict controls on quality and the production process.

1535 B S CN

Ref.		A	B	C	Grs.			M
1535-B S CN C2A	18	74	345	45	2.100	500	1199O	M12
1535-B S CN C2A CA1	18	74	345	45	2.100	500	1199O	M10
1535-B CN S CP DURATOP	18	74	345	45	2.500	400	1199O	M12
1535-B CN S CP CA1 DURATOP	18	74	345	45	2.400	400	1199O	M1O

1535 B CN S CP y CA1: 3 tungsten carbide plates

Fits in S-tine

Ref.	2476 C2A /A14 C2A	2476 C2A A10	2488-B C2A / A14 C2A	2489 C2A	2489 C2A A12	2546 C2A	2550 C2A
1535S CN / CP	M12x45TCB		M12x60TCB		M12x60TCB	KIT2546C2A	
1535S CN CA1 /CP		M10x45TCB		M10x60 TCB			M10x60TCB

1535 B S CN CP

1535 B S CN CP CA1

Bolts on page 203

15102

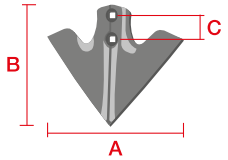

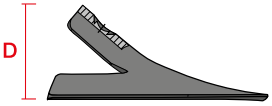

Product uniformity guaranted by strict controls on quality and the production process.

15102

Ref.		A	B	C	D	Grs.			M	F
15102 CA 70 E8	8	70	180	40	64	600	1.000	1199O	M12	100

Fits in Vibro-Bellota tine

Ref.	Kongskilde VTM
15102	M12x50TS

15102

F Articles manufactured upon order

Bolts on page 203

15103

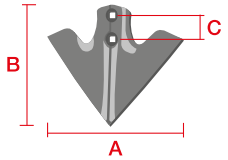

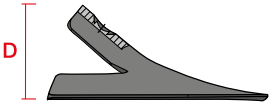

Product uniformity guaranted by strict controls on quality and the production process.

15103

Ref.		A	C	D	Grs.			M	F
15103 CA 100 E8	8	103	40	85	650	1.000	1199O	M12	100

Fits in Vibro-Bellota tine

Ref.	2495	VTM
15103	M12x50	M12x50TS

15103

F Articles manufactured upon order

Bolts on page 203

15104

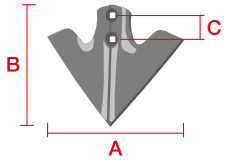

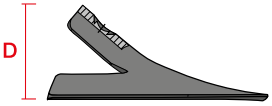

Product uniformity guaranted by strict controls on quality and the production process.

15104

Ref.		A	B	C	D	Grs.			M	F
15104 CA 110 E8	8	110	177	40	75	750	1.000	1199O	M12	100

Fits in Vibro-Bellota tine

Ref.	2495	VTM
15104	M12x50	M12x50TS

15104

F Articles manufactured upon order

Bolts on page 203

1545

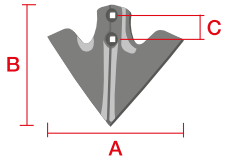

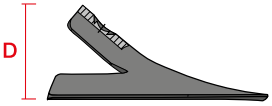

Product uniformity guaranted by strict controls on quality and the production process.

1545

Ref.		A	B	D	Grs.				M
1545	4	70	140	40	225	12	1.512	1199O	M10

Fits in S-tine

Ref.	2470
1545	M10x40TS

1545

Bolts on page 203

1544

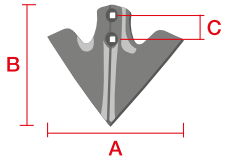

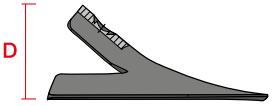

Product uniformity guaranted by strict controls on quality and the production process.

1544

Ref.	Original Ref.		A	B	D	Grs.				M	F
1544	101000644	4	105	120	55	270	12	1.656	1199O	M10	
1544 CA E6		6	105	120	55	400	12	1.000	1199O	M10	100

Fits in S-tine

Ref.	2470	2472
1544	M10x40TS	M10x40TS

1544

F Articles manufactured upon order

Bolts on page 203

1548

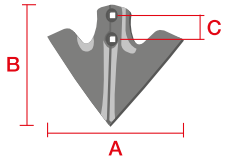

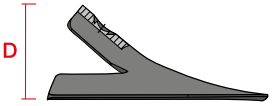

Product uniformity guaranted by strict controls on quality and the production process.

1548

Ref.		A	B	D	Grs.				M
1548-D	4	125	115	55	250	12	2.376	1199O	M10
1548-I	4	125	115	55	250	12	2.376	1199O	M10

Fits in S-tine

Ref.	2470
1548	M10x40TS

1548

Bolts on page 203 | I Left | D Right

1553 S

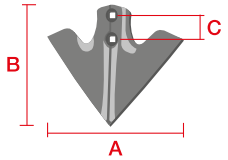

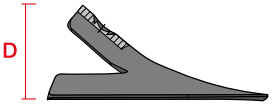

Product uniformity guaranted by strict controls on quality and the production process.

1553 S C2A

Ref.		A	B	C	D	Grs.			M	F
1553 S C2A	4,5	130	140	45	85	440	500	1199O	M10	100
1553 S C2A 150 E5	5	150	140	45	85	460	1.000	1199O	M10	100
1553 S C2A 150 E6	6	150	140	30	85	600	1.000	1199O	M10	100
1553 S C2A M12	4,5	130	140	45	85	440	500	1199O	M12	100

Fits in S-tine

Ref.	2476 C2A A10	2476 C2A / A14 C2A	2488-B C2A / A14 C2A
1553-S-C2A	M10x45TCB		
1553-S-C2A M12		M12x45TCB	M12x60TCB

1553 S

F Articles manufactured upon order

Bolts on page 203

15099

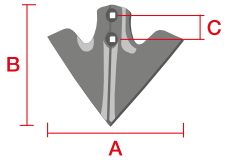

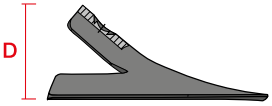

Product uniformity guaranted by strict controls on quality and the production process.

15099

Ref.		A	C	D	Grs.			M	F
15099 CA 130 E5	5	130	45	100	610	1.000	1199O	M10	100
15099 CA 130 E6	6	130	45	100	725	1.000	1199O	M10	100
15099 CA 150 E5	5	150	45	100	670	670	1199O	M10	100
15099 CA 150 E6	6	150	45	100	800	800	1199O	M10	100

Fits in S-tine

	2506 C2A
15099	M10x45TCB

15099

F Articles manufactured upon order

Bolts on page 203

1552

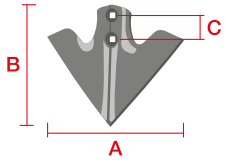

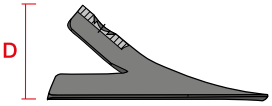

Product uniformity guaranted by strict controls on quality and the production process.

1552-D

Ref.		A	B	D	Grs.			M	F
1552 0	4	135	158	77	280	1.000	1199O	M10	
1552 A	4	150	158	77	310	800	1199O	M10	
1552 B	4	175	158	77	365	700	1199O	M10	
1552 C	4	200	158	77	420	600	1199O	M10	
1552 D	4	250	158	77	550	500	11990	M10	100

Fits in S-tine

Ref.	2470	2472
1552-0/A/B/C	M10x40TS	M10x40TS

1552

F Articles manufactured upon order | Bolts on page 203 | D Right

15001

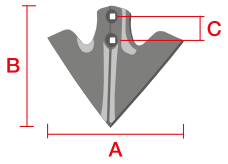

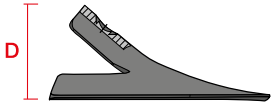

Product uniformity guaranted by strict controls on quality and the production process.

15001-D

Ref.	Original Ref.	⇥▌⇤	A	B	D	Grs.			M	F
15001 A		4	150	125	76	475	2.000	1199O	M10	
15001 B		4	175	125	76	490	1.800	1199O	M10	
15001 C		4	200	125	76	515	1.500	1199O	M10	
15001 D		4	250	125	76	600	1.100	1199O	M10	
15001 A6		6	150	125	76	610	1.500	1199O	M10	100
15001 B6	100323040	6	175	125	76	700	1.200	1199O	M10	100
15001 C6		6	200	125	76	770	1.000	1199O	M10	100
15001 D6		6	250	125	76	900	800	1199O	M10	100

Fits in S-tine

Ref.	2470	2472
15001	M10x40TS	M10x40TS

15001-A

15001-B

15001-C

15001-D

F Articles manufactured upon order | Bolts on page 203 | D Right

15054

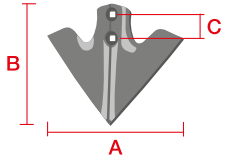

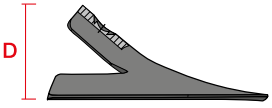

Product uniformity guaranted by strict controls on quality and the production process.

15054-B CA3

Ref.		α	A	B	C	D	Grs.			M	F
15054 CA	5	45º	152	139		75	500	1.000	11990	M10	100
15054 B CA3	5	48,5º	145	130	30	90	500	1.000	1199O	M10	100
15054 C CA	5	50º	200	165		95	700	800	1199O	M10	100
15054 C CA3	5	50º	200	165	30	95	730	800	1199O	M10	
15054 C CA3 E6	6	50º	200	165	30	95	800	800	1199O	M10	100

Fits in S-tine

Ref.	2470	2472	2472 C2A	2479 C3A
15054 CA	M10x40TS	M10X40TS		
15054 CA3			M10X40TS	M10x60TCB

15054-B CA3

F Articles manufactured upon order

Bolts on page 203

15038

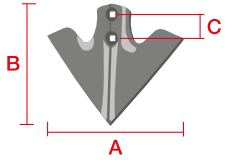

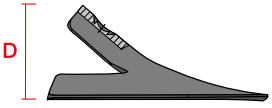

Product uniformity guaranted by strict controls on quality and the production process.

15038

Ref.		A	B	C	D	Grs.			M
15038 CA 180 E5	5	180	200	45	132	875	500	1199O	M10
15038 CA 180 E6	6	180	200	45	132	1.050	500	1199O	M10
15038 CA 200 E5	5	200	200	45	132	930	500	1199O	M10
15038 CA 200 E6	6	200	200	45	132	1.150	500	1199O	M10
15038 CA 230 E6	6	230	200	45	132	1.200	500	1199O	M10
15038 CA 260 E6	6	260	200	45	132	1.250	500	1199O	M10

Fits in S-tine

Ref.	2488 C2A / C3A	2489 C2A	2550 C2A
15038	M10x60TCB	M10x60TCB	M10x60TCB

15038

Bolts on page 203

15087

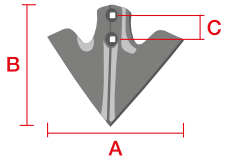

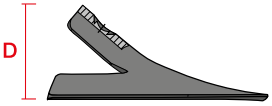

Product uniformity guaranted by strict controls on quality and the production process.

15087 CA 220

Ref.		A	C	D	Grs.			M	F
15087 CA 180 E6	6	180	45	130	1.060	500	1199O	M12	100
15087 CA 220 E6	6	220	45	130	1.150	500	1199O	M12	
15087 CA 260 E6	6	260	45	130	1.250	500	1199O	M12	

Fits in S-tine

Ref.	2488 C2A / C3A	2550 C2A
15087	M12x60TCB	M10X60TCB

15087

F Articles manufactured upon order

Bolts on page 203

1547 S

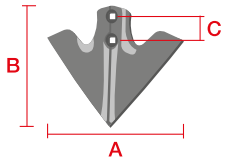

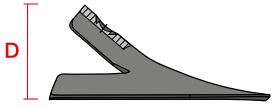

Product uniformity guaranted by strict controls on quality and the production process.

1547 S C2A

Ref.		A	B	C	D	Grs.			M	F
1547 S C2A	5	195	140	45	85	550	500	1199O	M10	
1547 S C2A M12	5	195	140	45	85	550	500	1199O	M12	100
1547 S C2A 215	5	215	140	45	85	600	500	1199O	M10	100
1547 S C2A 250	5	250	140	45	85	550	250	1199O	M10	100
1547 S C2A 250 M12	5	250	140	45	85	550	250	1199O	M12	100
1547 S C2A 6	6	195	140	45	85	550	500	1199O	M10	
1547 S C2N CP DURATOP	14	200		45		1.200	800	1199A	M10	

1547 S C2N CP: 11 tungsten carbide plates and reinforced neck

Fits in S-tine

Ref.	2476-C2AA10	2476 C2A / A14 C2A	2488-B C2A/ A14 C2A
1547 S C2A / CP	M10x45TCB		
1547 S C2A M12		M12x45TCB	M12x60TCB

1547 S

1547 S C2N CP

F Articles manufactured upon order

Bolts on page 203

15037

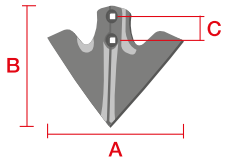

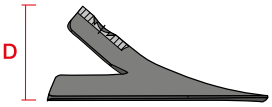

Product uniformity guaranted by strict controls on quality and the production process.

15037 CA 180

Ref.	Original Ref.		A	B	C	D	Grs.			M	F
15037 CA 120 E6		6	120	156	40	96	620	1.000	1199O	M12	100
15037 CA1 120 E6		6	120	156	40-45	96	620	1.000	1199O	M12	100
15037 CA1 180 E6		6	180	156	40-45	96	800	400	1199O	M12	100
15037 CA 180 E8	101000553	8	180	156	40	96	1.150	400	1199O	M12	100
15037 CA1 200 E6		6	200	156	40-45	96	880	400	1199O	M12	100
15037 CA1 210 E6		6	210	156	40-45	96	925	400	1199O	M12	
15037 CA1 250 E6		6	250	156	40-45	96	1.000	400	1199O	M12	100
15037 CA 270 E6		6	270	156	40	96	1.100	400	1199O	M12	

Fits in S-tine

Ref.	2476 C2A / A14 C2A	2488-B C2A / A14 C2A	2488 C2A / C3A
15037 CA1	M12x45TCB	M12x60TCB	M12x60TCB

Fits in Vibro-Bellota tine

Ref.	2495
15037 CA	M12x50TS

15037 CA1 250

15037 CA 180

15037 CA1 250

F Articles manufactured upon order

Bolts on page 203

1599

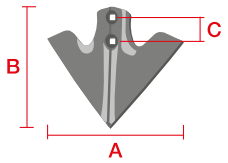

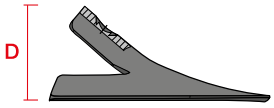

Product uniformity guaranted by strict controls on quality and the production process.

1599

Ref.	Original Ref.		A	B	C	D	Grs.				M	F
1599-6 CA 140	105000486	6	140		45	100	1.100		500	1199O	M12	100
1599-8 CA 200		8	200	200	45	100	1.700		500	1199O	M12	100
1599-6 CA 230		6	230	200	45	100	1.400		500	1199O	M12	
1599-6 CA 230 ESP 2488		6	230		45	101	1.330		500	1199O	M12	100
1599-6 CA 260	105000487	6	260	222	45	100	1.425	12	528	1199O	M12	
1599-8 CA 260	105000584	8	260	222	45	100	1.900	12	528	1199O	M12	
1599-6-CA-53-BE 260		6	260		45	112	1.425	400	400	1199O	M12	100
1599-6 CA 290		6	290		45	100	1.500		300	1199O	M12	100
1599-8 CA 290		8	290		45	100	2.000		250	1199O	M12	100
1599-6 CA 300		6	300		45	100	1.530		300	1199O	M12	100
1599-6 CA 330		6	330	200	45	100	1.550		300	1199O	M12	
1599-6 CA 340		6	340		45	100	1.560		250	1199O	M12	100

Fits in Vibro-Bellota tine

Ref.	2454
1599	M12x50TS

Fits in S-tine

Ref.	2488 C2A/C3A
1599ESP2488	M12x60TCB

1599

F Articles manufactured upon order

Bolts on page 203

1599 S CN

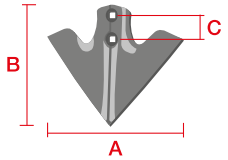

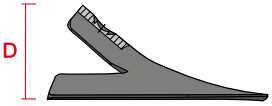

Product uniformity guaranted by strict controls on quality and the production process.

1599 S C2N

Ref.		A	C	D	Grs.			M	F
1599 S CN	6	270	45	103	1.750	500	1199O	M12	
1599 S C2N	7	270	45	103	2.000	500	1199O	M12	
1599 S 7 C2N	7	185	45	103	1.580	500	1199O	M12	100
1599 S 9 C2N	7	230	45	103	1.800	500	1199O	M12	100

Fits in S-tine

Ref.	2476 C2A / A14 C2A	2488-B C2A / A14 C2A	2489 C2A A12
1599 S CN / C2N	M12x45TCB	M12x45TCB	M12x60TCB

1599 S C2N

1599 S CN

F Articles manufactured upon order

Bolts on page 203

15098

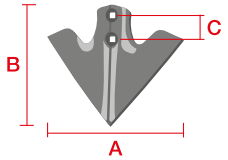

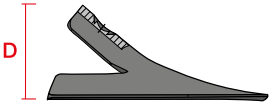

Product uniformity guaranted by strict controls on quality and the production process.

15098

Ref.		A	C	D	Grs.			M	F
15098-CA-220-E6	6	220	30	95	950	500	1199O	M10	
15098-CA-230-E6	6	230	30	95	1.000	750	1199O	M10	100

Fits in S-tine

Ref.	2479-C3A	2476 C3A
15098	M10x60TCB	M10x60TCB

15098

F Articles manufactured upon order

Bolts on page 203

15072

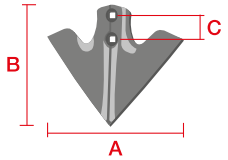

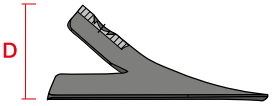

Product uniformity guaranted by strict controls on quality and the production process.

15072

Ref.		A	B	D	Grs.			M
15072 CA	6	275	150	70	1.000	300	1199O	M12

Fits in Vibro-Bellota tine

Ref.	2525
15072	M12x60TS

15072

Bolts on page 203

2470
85

2471
86

2473
87

2528
88

2472
89

2463
90

2506
91

2517
92

2476
93

2511
94

2479
95

2488
96

2489 "HERKULES"
97

2550
98

2546
99

2470

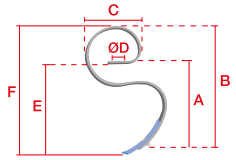

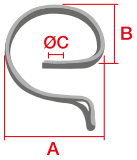

Pre-tensioned: eliminates the first deformations to maintain the shape and be able to provide a consistent job.

2470

Ref.	Original Ref.		A	B	C	D	M	Grs.			F
2470		32x10	344	490	228	13	M10	2.700	288	2474-1	
2470-EL	101000637	32x10,5	351	505	223	13	M10	2.850	288		100
2474-1		32x10	201	122	13x20			1.350	500	2470-2472	

2470-EL: Elliptical profile
Clamps. See page 100
Fits with 1505 See page 55 / 1543 See page 51 / 1544 See page 69 / 1545 See page 68 / 1548 See page 70 / 1552 See page 73
15001 See page 74 / 15054 See page 75

CLAMPS DEPENDING ON THE CHASSIS

Ref.	40x40	50X12	50x50
2470	12470-4040 / 12470-4040R	12470-5012 / 12470-5012R	12470-5050 / 12470-5050R
2470-EL	12470-4040 / 12470-4040R	12470-5012 / 12470-5012R	12470-5050 / 12470-5050R

FRAME WHERE FITS

Ref.	MAX. CHASIS (mm)	MAX. CHASIS (mm)
	Only tine	With helper 2474-1
2470	60	50

F Articles manufactured upon order

2471

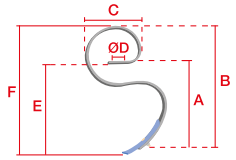

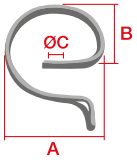

Pre-tensioned: eliminates the first deformations to maintain the shape and be able to provide a consistent job.

2471

Ref.		A	B	C	D	E	F	M	Grs.			F
2471	32x10	344	490	228	13	395	541	M10	2.980	250	2474-1	100
2474-1	32x10	201	122	13x20					1.350	500	2470-2472	

Clamps. See page 100
2471= 2470 See page 85 + 1543 See page 51

CLAMPS DEPENDING ON THE CHASSIS

Ref.	40X40	50X12	50X50
2471	12470-4040 / 12470-4040R	12470-5012 / 12470-5012R	12470-5050 / 12470-5050R
2471-EL	12470-4040 / 12470-4040R	12470-5012 / 12470-5012R	12470-5050 / 12470-5050R

FRAME WHERE FITS

Ref.	MAX. CHASIS (mm)	MAX. CHASIS (mm)
	Only tine	With helper 2474-1
2471	60	50

F Articles manufactured upon order

2473

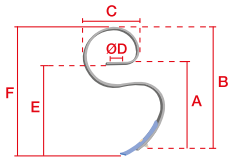

Pre-tensioned: eliminates the first deformations to maintain the shape and be able to provide a consistent job.

2473

Ref.		A	B	C	D	M	Grs.	
2473	32x10	237	340	196	14	M12	1.715	400

Fits with 1583 See page 54 / 1594 See page 52
Clamps. See page 100

CLAMPS DEPENDING ON THE CHASSIS

Ref.	40x40	50x12
2473	12470-4040	12470-5012

FRAME WHERE FITS

Ref.	MAX. CHASIS (mm)
	Only tine
2473	40

2528

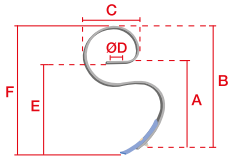

Pre-tensioned: eliminates the first deformations to maintain the shape and be able to provide a consistent job.

2528-1

Ref.		A	B	C	D	E	F	M	Grs.		F
2528-1	32x12	340	495	264	15	365	532	M10	3.710	250	100

2528-1: 2528 + 1543. See page 51
Clamps. See page 100

CLAMPS DEPENDING ON THE CHASSIS

Ref.	2,5" x 2,5" (63,5x63,5 mm)	40x40	50x12	50x14	50x50
2528	12472-6363	12472-4040	12472-50x12	12472-5014	12472-5050

FRAME WHERE FITS

Ref.	MAX. CHASIS (")
2528	2,5"x2,5"

F Articles manufactured upon order

2472

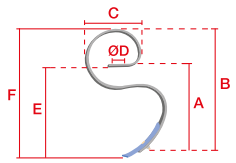

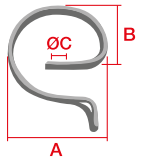

Pre-tensioned: eliminates the first deformations to maintain the shape and be able to provide a consistent job.

2472

Ref.		A	B	C	D		M	Grs.		
2472	32x12	344	490	230	13		M10	3.210	288	2474-1
2472 C2A	32x12	354	500	230	13	30 mm	M10	3.210	288	2474-1
2474-1	32x10	201	122	13x20				1.350	500	2470-2472

Clamps. See page 100
2472 fits with 1505 See page 55 / 1543 See page 51 / 1544 See page 69 / 1552 See page 73 / 15001 See page 74 / 15054 CA See page 75
2472 C2A fits with 15054 CA3 See page 75 / 15098 See page 82

CLAMPS DEPENDING ON THE CHASSIS

Ref.	50x12	50x14	50x50
2472	12472-5012 / 12472-5012R	12472-5014	12470-5050 / 12470-5050R

FRAME WHERE FITS

Ref.	MAX. CHASIS (mm)	MAX. CHASIS (mm)
	Only tine	With helper 2474-1
2472	60	50

2463

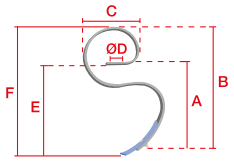

Pre-tensioned: eliminates the first deformations to maintain the shape and be able to provide a consistent job.

2463

Ref.		A	B	C	D	E	F	M	Grs.		F
2463	40x10	344	490	228	13			M10	3.410	288	100
2463-1	40x10	344	490	228	13	396	541	M10	3.790	288	100

2463-1: 2463 + 1543. See page 51

FRAME WHERE FITS

Ref.	MAXIMUM CHASIS - Only the tine
2463	60 mm.

F Articles manufactured upon order

2506

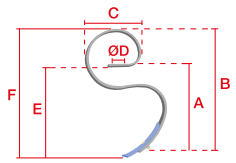

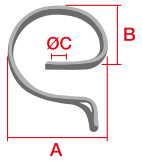

Pre-tensioned: eliminates the first deformations to maintain the shape and be able to provide a consistent job.

2506

Ref.		A	B	C	D		M	Grs.			F
2506-C2A	45x10	364	522	243	14	45mm	M10	4.205	200	2506-R	100
2506-R	45x10	213	132,5	14				2.422	204	2506C2A	

Fits with 15099. See page 72

FRAME WHERE FITS

Ref.	MAX. CHASIS (mm)
2506	50

2506-R

F Articles manufactured upon order

2517

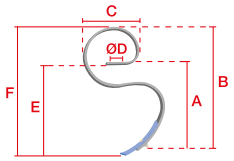

Pre-tensioned: eliminates the first deformations to maintain the shape and be able to provide a consistent job.

2517

Ref.		A	B	C	D	M	Grs.		F
2517	45x10	318	458	241	13	M10	3.600	240	100

Fits with 1505. See page 55

FRAME WHERE FITS

Ref.	MAXIMUM CHASIS - Only the tine
2517	60 mm

F Articles manufactured upon order

2476

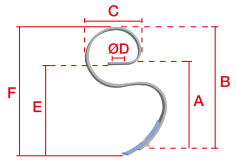

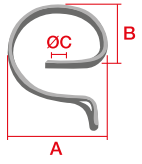

Pre-tensioned: eliminates the first deformations to maintain the shape and be able to provide a consistent job.

2476

Ref.		A	B	C	D		M	Grs.			F
2476 C2A A10	45x12	469	622	267	13	45 mm	M10	5.195	160	2474-2	100
2476	45x12	456	609	267	13		M12	5.130	160	2474-2	
2476 C2A	45x12	469	622	267	13	45 mm	M12	5.130	160	2474-2	
2476 C3A	45x12	469	622	267	13	30 mm	M12	5.130	160	2474-2	
2476 A14 C2A	45x12	469	622	267	15	45 mm	M12	5.130	160	2474-2-A14	
2474-2	45x10	229	127	13x20				2.550	300	2476-2476C2A	
2474-2 A14	45x10	229	127	15x18				2.550	300	2476A14C2A	

Clamps. See page 100
2476 fits with 1504 page 56 / 1505 page 55 / 15000 page 60
2476 C2A A10 fits with 1529 page 57 / 1530 M10 page 58 / 1535 S CN CA1 page 64 / 1547 SC2A/CP page 78 / 1553 S C2A page 71 / 15035 page 59 / 15045 page 53
2476 C2A / A14 C2A fits with 1502 / 1503 / 1530 M12 / 1535 S CN / 1547 S C2A M12 / 1553 S C2A M12 / 1599 S CN / 15035 S CP CA1 / 15037 CA1. See page 102
2476 fits with 15098. See page 82

CLAMPS DEPENDING ON THE CHASSIS

Ref.	60x60	60x60
	Only tine	With helper
2476	12476-6060 / KITBAS6060BR45	12476-6060R / KITBAS6060BR45
2476-C2A	12476-6060 /KITBAS6060BR45	12476-6060R / KITBAS6060BR45
2476-A14-C2A		12476-6060RA14

FRAME WHERE FITS

Ref	MAX. CHASIS (mm)	MAX. CHASIS (mm)
	Only tine	With helper
2476	70x70	60x60

F Articles manufactured upon order

2511

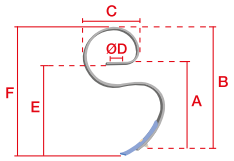

Pre-tensioned: eliminates the first deformations to maintain the shape and be able to provide a consistent job.

2511

Ref.		A	B	C	D	M	Grs.		F
2511	45x12	350	498	235	13	M12	3.990	288	100

Clamps. See page 100
Fits with 15044. Ver página 50

CLAMPS DEPENDING ON THE CHASSIS

Ref.	60x60
2511	12476-6060

F Articles manufactured upon order

2479

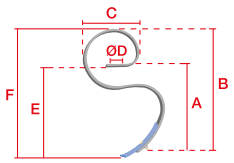

Pre-tensioned: eliminates the first deformations to maintain the shape and be able to provide a consistent job.

2479 C3A ST

Ref.		A	B	C	D		M	Grs.	
2479-C3A-ST	45x12	469	622	267	15	30mm	M10	5.200	160

Fits with 15054 CA3 See page 71 / 15098 See page 82

CLAMPS DEPENDING ON THE CHASSIS

Ref.	60x60
2479	12476-6060

FRAME WHERE FITS

Ref.	MAX. CHASIS (mm)
2479	70

2488

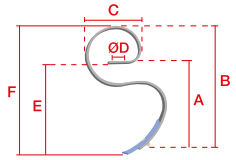

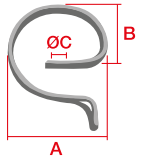

Pre-tensioned: eliminates the first deformations to maintain the shape and be able to provide a consistent job.

2488

Ref.		A	B	C	D		M	Grs.			F
2488-C2A	65x12	466	619	268	13	45 mm	M12	7.720	120	2488R	
2488-C3A	65x12	466	619	268	13	45 mm	M12	7.500	120	2488R	100
2488-B C2A	65x12	469	622	268	13	45mm	M12	7.600	120	2488R	100
2488-B-A14 C2A	65x12	469	622	268	15	45mm	M12	7.600	120	2488R	100
2488-R	65x12	217	223	15x25				3.400	204		

Clamps. See page 100
Concave head.
See possible assemblies on page 102

CLAMPS DEPENDING ON THE CHASSIS

Ref.	60x60	70x70
2488-C2A/C3A / 2488-B C2A	12488-6060	12488-7070

FRAME WHERE FITS

Ref.	MAX. CHASIS (mm)	MAX. CHASIS (mm)
	Only tine	With helper
2488-C2A/C3A	70x70	60x60

F Articles manufactured upon order

2489 "HERKULES"

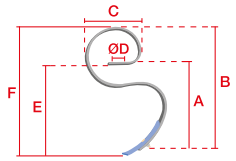

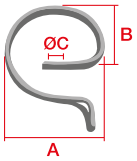

Pre-tensioned: eliminates the first deformations to maintain the shape and be able to provide a consistent job.

2489

Ref.		A	B	C	D	E	F		M	Grs.			F
2489 C2A	70x12	505	667	292	15			45 mm	M10	8.700	90	2489R	
2489 C2A+15035 CA	70x12	576	667	292	15	576	738	45 mm	M10	9.950	90	2489R	100
2489 C2A A12	70x12	505	667	292	15			45 mm	M12	8.700	90	2489R	
2489R	70x10	254	132		15					4.500	200		

Clamps. See page 100
Concave head.
2489 C2A fits with 1529 See page 57 / 1530 M10 See page 58 / 1535 S CN CA1 See page 64 / 15035 See page 59 / 15038 See page 76 / 15045 See page 53
2489 C2A A12 fits with 1530 M12 See page 58 / 1535 S CN See page 64 / 1599 S CN See page 80 / 15035 CP CA1 See page 59

CLAMPS DEPENDING ON THE CHASSIS

Ref.	60x60	70x70 only tine	70x70 with helper	80x80
2489 C2A	12489-6060	12489-7070 / KITBAS7070BR70	KITBAS7070BR70	12489-8080 / KITBAS8080BR70

FRAME WHERE FITS

Ref.	MAX. CHASIS (mm)	MAX. CHASIS (mm)
2489	80x80	70x70

F Articles manufactured upon order

2550

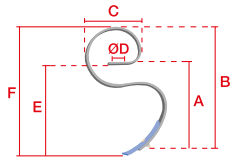

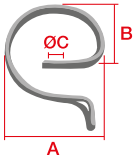

Pre-tensioned: eliminates the first deformations to maintain the shape and be able to provide a consistent job.

2550

Ref.		A	B	C	D		M	Grs.			F
2550 C2A	70x12	505	691	327	17	45 mm	M10	9.130	90	2550R	100
2550 R	70x10	293	159	18				5.170	108		100

Fits with 1529 page 57 / 1530 M10 page 58 / 1535 S CN CA1 page 64 / 15035 page 59 / 15038 page 76 / 15045 page 53 / 15087 page 76
Clamps. See page 101

CLAMPS DEPENDING ON THE CHASSIS

Ref.	70x70 only tine	70x70 with helper	80x80 only tine	80x80 with helper
2550	KITBAS7070BR70	KITBAS7070BR70	KITBAS8080BR70	KITBAS8080BR80

FRAME WHERE FITS

Ref.	MAX. CHASIS (mm)	MAX. CHASIS (mm)
	Only tine	With helper
2550	80x80	80x80

2550R

F Articles manufactured upon order

2546

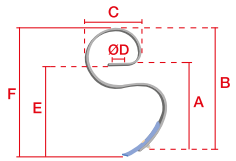

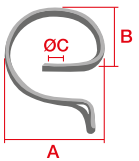

Pre-tensioned: eliminates the first deformations to maintain the shape and be able to provide a consistent job.

2546

Ref.		A	B	C	D		M	Grs.			F
2546 C2A	80x12	576	757	323	17	45 mm	M12	8.950	90	2546R	100
2546R	80x10	293	159		17			5.950	200		100

Fits with 1535 S CN with KIT2546C2A bolt. See Page 64
Clamps. See page 101

CLAMPS DEPENDING ON THE CHASSIS

Ref.	70x70 only tine	70x70 with helper	80x80 only tine	80x80 with helper
2546	KITBAS7070BR80	KITBAS7070BR80	KITBAS8080BR80	KITBAS8080BR80

FRAME WHERE FITS

Ref.	MAX. CHASIS (mm)	MAX. CHASIS (mm)
	Only tine	With helper
2546C2A	90x90	80x80

2546R

F Articles manufactured upon order

CLAMPS FOR S-TINES

12470-12489

Ref.		Chasis		Grs.		M		F
12470-4040	32X10	40X40	50X6	280		M12		240
12470-4040R	32X10	40X40	50X6	300		M12	2474-1-40	240
12470-5012	32x10	50x12	50x6	248	72	M12		
12470-5012R	32x10	50x12	50x6	261	72	M12	2474-1	240
12470-5050	32x10	50x50	50x6	310	48	M12		
12470-5050R	32x10	50x50	50x6	335	48	M12	2474-1	
12472-4040	32x12	40x40	50x6	280		M12		240
12472-4040R	30x10	40x40	50x6	300		M12	2474-1	240
12472-5012	32x12	50x12	50x6	260	72	M12		
12472-5012R	32x12	50x12	50x6	260	24	M12	2474-1	
12472-5014	32x12	50x14	50x6	265	24	M12		360
12472-5050	32x12	50x50	50x6	310	48	M12		
12472-5050R	32x12	50x50	50x6	335	48	M12	2474-1	
12472-6363	32x12	2,5"x2,5"	57x6	420		14,5x14,3		360
12476-6060	45x12	60x60	70x8	710	12	M12		
12476-6060R	45x12	60x60	70x8	705	12	M12	2474-2	
12476-6060RA14	45x12	60x60	70x8	705	12	M14	2474-2 A14	360
12488-6060	65x12	60x60	90x10	600	12	M12		
12488-7070	65x12	70x70	90x10	700	12	M12		360
12489-6060	70x12	60x60	90X10	1.100	12	M14		
12489-7070	70X12	70X70	90X10	1.200	12	M14		
12489-8080	70X12	80X80	90X10	1.300	12	M14		

Codes ending with "R" are for assembly with helper springs

F Articles manufactured upon order

KIT CLAMP



KITBAS8080BR80

Ref.		Chasis	Grs.	M
KITBAS6060BR45	45x12	60x60	2.750	M12
KITBAS7070BR70	70x12	70x70	2.750	M14
KITBAS8080BR70	70x12	80x80	2.900	M14
KITBAS7070BR80	80x12	70x70	2.750	M16
KITBAS8080BR80	80x12	80x80	2.900	M16

S-Tine

	32x10	32x12	32x12	32x10	40x10	45x10	45x10	45x12	45x12
Ref.	2470	2472	2472 C2A	2473	2463	2506 C2A	2517	2511	2479 C3A
1502 /S CN /CP									
1503									
1504									
1505	M10x40TS	M10x40TS					M10x45TCB		
1529									
1530 M10									
1530 M12									
1535 S CN / CP									
1535 S CN CA1 / CP									
1543	M10x40TS	M10x40TS			M10x45TCB				
1544	M10x40TS	M10x40TS							
1545	M10x40TS								
1547 S C2A / CP									
1547 S C2A M12									
1548	M10x40TS								
1552	M10x40TS	M10x40TS							
1553 S C2A									
1553 S C2A M12									
1583				M10x40TS					
1594				M10x40TS					
1599ESP2488									
1599 S CN									
15000									
15001	M10x40TS	M10x40TS							
15035 S / CP									
15035 CP CA1									
15037 CA1									
15038									
15044								M10x60TCB	
15045									
15054 CA	M10x40TS	M10x40TS							
15054 CA3			M10x40TS						M10x60TCB
15087									
15098									M10x60TCB
15099						M10x45TCB			

S-Tine

	45x12	45x12	45x12	65x12	65x12	70x12	70x12	70x12	80x12
Ref.	2476	2476 C2A A10	2476 C2A/A14 C2A	2488-B C2A/A14 C2A	2488 C2A/C3A	2489 C2A	2489 C2A A12	2550 C2A	2546 C2A
1502 /S CN /CP			M12x45TCB	M12x60TCB	M12x60TCB				
1503			M12x45TCB	M12x60TCB					
1504	M10x45TCB								
1505	M10x45TCB								
1529		M10x45TCB				M10x60TCB		M10x60TCB	
1530 M10		M10x45TCB				M10x60TCB		M10x60TCB	
1530 M12			M12x45TCB	M12x60TCB	M12x60TCB		M12x60TCB		
1535 S CN / CP			M12x45TCB	M12x60TCB	M12x60TCB		M12x60TCB		KIT2546C2A
1535 S CN CA1 / CP		M10x45TCB				M10x60TCB		M10x60TCB	
1543									
1544									
1545									
1547 S C2A / CP		M10x45TCB							
1547 S C2A M12			M12x45TCB	M12x60TCB					
1548									
1552									
1553 S C2A		M10x45TCB							
1553 S C2A M12			M12x45TCB	M12x60TCB					
1583									
1594									
1599ESP2488					M12x60TCB				
1599 S CN			M12x45TCB	M12x60TCB			M12x60TCB		
15000	M10x45TCB								
15001									
15035 S / CP		M10x45TCB				M10x60TCB		M10x60TCB	
15035 CP CA1			M12x45TCB		M12x60TCB		M12x60TCB		
15037 CA1			M12x45TCB	M12x60TCB	M12x60TCB				
15038					M10x60TCB	M10x60TCB		M10x60TCB	
15044									
15045		M10x45TCB				M10x60TCB		M10x60TCB	
15054 CA									
15054 CA3									
15087					M12x60TCB			M10x60TCB	
15098	M10x60TCB*								
15099									

* 2476 CA3

3.7 BELLOTA VIBRO TINES

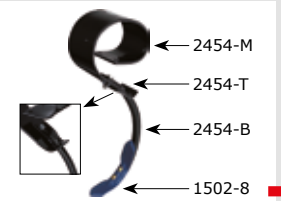

2454-1

105



2455

106

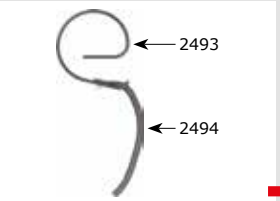

2495

107

2525

108

2454-1

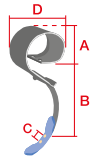

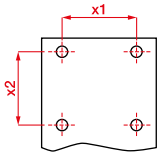

Pre-tensioned: eliminates the first deformations to maintain the shape and be able to provide a consistent job.

2454-1

Ref.		A	B	C	D	M	x1	Max.Chasis	Grs.	
2454-1		160	475	45	269	M16	100	50x50	16.000	30
2454-M	150x10mm							50x50	9.900	80
2454-B	50x13mm								2.900	300
2454-T									1.000	

Type VF
Fits with 1502 See page 61 / 1502 S CN See page 62 / 1503 See page 63 / 1599 See page 80

2455

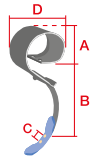

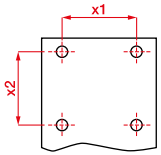

Pre-tensioned: eliminates the first deformations to maintain the shape and be able to provide a consistent job.

2455

Ref.		A	B	C	D	M	x1	Max.Chasis	Grs.	
2455		182,5	578,5	43-69	319,5	M16	100	100x100	23.100	30
2456	150x14mm							100x100	16.700	60
2457	50x22mm			43-69					6.500	150
2458									294	

Type VFM
Fits with 1571 See page 124 / 1577 See page 125/ 15106 See page 38

2495

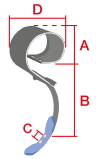

Pre-tensioned: eliminates the first deformations to maintain the shape and be able to provide a consistent job.

2495

Ref.	Original Ref.		A	B	C	D	M	Max.Chasis	Grs.		F
2495			197	572	40	311	M16		9.530	90	100
2493	101000835	65X13mm	197			311		70x70	6.920	140	100
2494	101000837	50x10mm	444		40				2.510	400	100
2454-T									1.000		

Type VTH
Fits with 15037 CA See page 79 / 15103 See page 66 / 15104 See page 67

F Articles manufactured upon order

2525

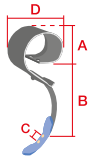

Pre-tensioned: eliminates the first deformations to maintain the shape and be able to provide a consistent job.

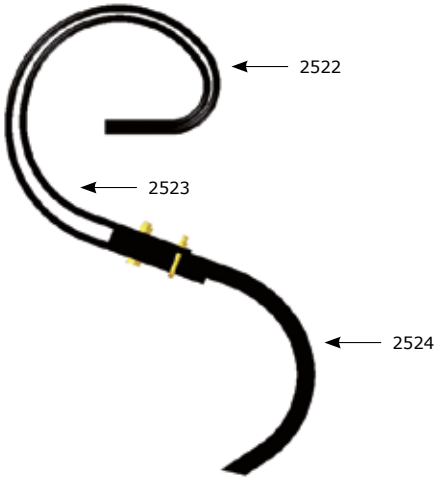

2525

Ref.		A	B	D	M	Grs.		F
2525		170	466	300	M12	9.600	90	100
2522	50x10mm					3.700	200	100
2523	50x10mm					3.300	200	100
2524	25x25mm					2.550	400	100

Fits with 15072CA See page 83

F Articles manufactured upon order

15023
110

15097
111

1551
112

1549
113

1550-A
114

1535
115

1535 CN
116

1537
117

1537 CN
118

1538
119

1576
120

1578
121

1579
122

1572
123

1571
124

1577
125

15034
126

1553
127

1547
128

1511
129

15036
130

1593
131

1512 CN
132

1513
133

1513 CN
134

1574
135

15046
136

15047 CN
137

15049 CN
138

15067 CN
139

15050
140

15051
141

15052
142

15053
143

15070
144

15077
145

15069
146

15041 (B)
147

15042 (B)
148

15027 (N)
CONCORDE
149

15028 (N)
PELICAN
150

15028 CA1
PELICAN
151

15048 (N)
152

15043 (N)
153

15029 (N)
154

15079 (N)
FURROWER 15"
155

1429
LISTER POINT
156

1561
157

1501
158

1500
159

1506
160

1507
161

1509
162

1510
163

1573
164

1581 - 1585
165

15005
166

15023

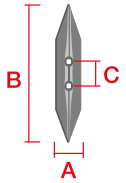

15023

Ref.		A	B	C	Grs.				M	F
15023	7	45	170	45	390	12	1.512	1199A	M10	
15023 CP C1 DURATOP	12	41	168	45	520		1.500	1199A	M10	100

CP DURATOP: Point with tungsten carbide
Fits in seeding tines

15023 CP C1

F Articles manufactured upon order

Bolts on page 203

15097

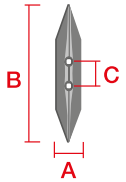

15097-CA-E8

Ref.		A	B	C	Grs.			M	F
15097-CA-E8	8	40	190	45	500	1.000	1199A	M10	100

Fits in seeding tines

F Articles manufactured upon order

Bolts on page 203

1551

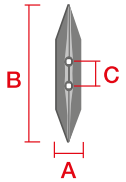

1551-CA

Ref.		A	B	C	Grs.				M
1551-CA	6	53	238	45	530	12	1.512	1199A	M10

Fits in seeding tines

Bolts on page 203

1549

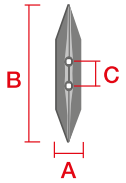

1549

Ref.	⇥I⇤	A	B	C	Grs.				M	F
1549	8	51	230	42-48	625	12	1.512	1199O	M10	
1549 CA1	8	51	230	30-40	625		1.500	1199A	M11	100
1549 CN CP DURATOP	16	52	230	40-50	1.060		1.000	1199A	M10	

CP DURATOP: 3 tungsten carbide plates
Fits in seeding tines

1549 CA1

1549 CN CP

F Articles manufactured upon order

Bolts on page 203

1550-A

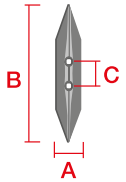

1550-A

Ref.		A	B	C	Grs.				M
1550-A	8	58	230	42-48	665	12	1.260	1199A	M10

Fits in double coil tine

Ref.	2480
1550-A	M10x40

Bolts on page 203

1535

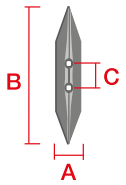

1535-0 CA2

Ref.		Original Ref.	A	B	C	Grs.				M	F
1535-0 CA2	8		50	265	40-50	750		600	1199A	M11	100
1535-F CA2	8		50	320	40-50	950		500	1199A	M11	100
1535-A CA2 6	6		64	265	40-50	700		1.000	1199A	M11	100
1535-A CA3 CG	8	KK193570	64	265	35-60	900		900	1199A	M11	100
1535-A CA2 CG	8		65	265	40-50	900		900	1199A	M11	100
1535-A	8		65	265	45	900	12	1.080	1199A	M11	
1535-G CA2	9,5		65	320	40-50	1.550		500	1199A	M11	100
1535-B	10		75	337	45	1.650	12	540	1199A	M12	
1535-B CA2	10		75	337	40-50	1.650	12	540	1199A	M11	
1535-B C3A	10		75	337	45 / 45	1.650	12	540	1199A	M12	
1535-C	10		105	337	45	2.350	12	432	1199A	M12	

Fits in double coil tine

Ref.	2480	2481	2483	2484	2485	2486
1535-0/A/F/G CA2	M11x40	M11x50	M11x50			
1535-B / C3A / CA2		M12x50	M12x50	M12x50	M12x50	M12x60
1535-C			M12x50	M12x50	M12x50	M12x60

Fits in tine Chisel

Ref.	2461-B	2461-C	2461-CL	2461-D	2462-A	2462-B	2464-A	2464-AL	2466	2467
1535-0/A/F/G CA2	M11x50	M11x50	M11x50	M11x50					M11x50	M11x50
1535-B/B C3A/CA2/C					M12x60	M12x60	M12x70	M12x70		

1535-A

1535-A CA3

1535-B C3A

F Articles manufactured upon order

Bolts on page 203

1535 CN

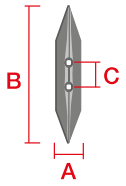

1535-B-CN-C2A

Ref.	⇥▌⇤	A	B	C	Grs.				M
1535-B CN C2A	13	73	345	45	1.950	12	540	1199A	M12
1535-B CN CA1	13	73	345	45-75	1.950		300	1199A	M12
1535-B CN C3A	13	73	345	45 / 45	1.950	12	540	1199A	M12

Fits in double coil tine

Ref.	2481	2483	2484	2485	2486
1535-B CN	M12x50	M12x50	M12x50	M12x60	M12x60

Fits in tine Chisel

Ref.	2462-A	2462-B	2464-A	2464-AL
1535-B CN	M12x60	M12x60	M12x70	M12x70

1535-B CN CA1

1535-B-CN-C3A

Bolts on page 203

1537

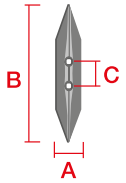

1537

Ref.		A	B	C	Grs.			M
1537-B CG	13	67	400	45	2.100	500	1199A	M12

Fits in double coil tine

Ref.	2483	2484	2485	2486
1537-B	M12x50	M12x50	M12x60	M12x60

Fits in tine Chisel

Ref.	2462-A	2462-B	2464-A	2464-AL	2467
1537-B	M12x60	M12x60	M12x70	M12x70	M12x50

Bolts on page 203

1537 CN

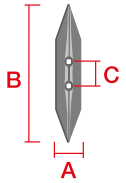

1537-C CN

Ref.		A	B	C	Grs.				M
1537-B CN	14,5	68	370	45-60	2.700	6	324	1199A	M12
1537-C CN	18	71	405	45-60	2.700	6	330	1199A	M12

Fits in double coil tine

Ref.	2484	2485	2486
1537-B CN	M12x50	M12x60	M12x60
1537-C CN	M12x50	M12x60	M12x60

Fits in tine Chisel

Ref.	2462-A	2462-B	2464-A	2464-AL
1537-B CN	M12x60	M12x60	M12x70	M12x70
1537-C CN	M12x60	M12x60	M12x70	M12x70

Bolts on page 203

1538

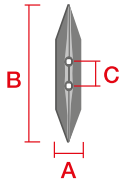

1538

Ref.		A	B	C	Grs.				M
1538	8	50	260	45	600	12	1.512	1199A	M10

Fits in double coil tine

Ref.	2480
1538	M10x40

Bolts on page 203

1576

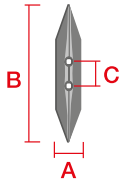

1576

Ref.	⇥I⇤	A	B	C	Grs.			M
1576	15	55	375	45-75	2.200	300	1199A	M12

Fits in double coil tine

Ref.	2483	2484	2485	2486
1576	M12x50	M12x60	M12x60	M12x60

Bolts on page 203

1578

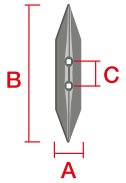

1578

Ref.	⇥▌⇤	A	B	C	Grs.			M
1578	12	60	375	45-75	2.200	350	1199A	M12

Fits in double coil tine

Ref.	2481	2483	2484	2485	2486
1578	M12x50	M12x50	M12x50	M12x60	M12x60

Fits in tine Chisel

Ref.	2462-A	2462-B	2464-A	2464-AL
1578	M12x60	M12x60	M12x70	M12x70

Bolts on page 203

1579

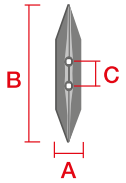

1579

Ref.		A	B	C	Grs.			M	F
1579	15	55	375	35-70	2.300	350	1199A	M12	100

Fits in double coil tine

Ref.	2481	2483	2484	2485	2486
1579	M12x50	M12x50	M12x60	M12x60	M12x60

F Articles manufactured upon order

Bolts on page 203

1572

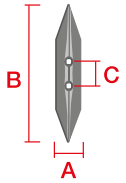

1572-CA

Ref.	Original Ref.		A	B	C	Grs.				M	F
1572 CA	KK303107	19	70	422	60	3.400	12	324	1199C	M16	100

F Articles manufactured upon order

Bolts on page 203

1571

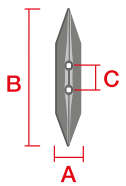

1571-B C3A

Ref.	⇥I⇤	A	B	C	Grs.				M	F
1571-A CA	15	70	400	60	2.700	6	324		1/2″	100
1571-B C3A	20	60	400	45 /45	2.400	6	324	1199A	M12	
1571-B CA	20	60	400	50-70	2.400	6	324	1199A	M12	100
1571-B CA2	20	60	400	60	2.400	6	324	1199A	M12	
1571-C CA	19	80	400	45-75	3.400	6	270	1199A	M12	
1571-C CA1	19	70	400	60	3.400	6	270		1/2″	100

Fits in double coil tine

Ref.	2484	2485	2486
1571-B			M12x60
1571-B C3A/C CA	M12x60	M12x60	M12x60

Fits in tine Chisel

Ref.	2462-A	2462-B	2464-A	2464-AL	2467
1571-B C3A/C CA	M12x60	M12x60	M12x70	M12x70	M12x60

Fits in stubble tine

Ref.	2444-865 A12 CA1 / 2444-865 A12 CA2
1586 CA + 1571-C CA	M12x70

1571-B CA2

1571-B CA

1571-C CA

F Articles manufactured upon order

Bolts on page 203

1577

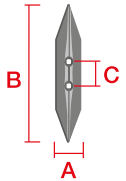

1577 CA

Ref.		A	B	C	Grs.			M
1577 CA	20	135	453	70	3.200	125	1199A	M12
1577 CA1	20	135	453	70	3.200	125	1199A	M14
1577 CA3	20	135	453	45-75	3.200	125	1199A	M12

Fits in tine Chisel

REF.	2462-A	2462-B	2464-A	2464-AL
1577-CA3	M12x60	M12x60	M12x70	M12x70

Fits in stubble tine

Ref.	2444-865 A12 CA1	2444-865 A14 CA1
1586-CA + 1577-CA/1577 CA3	M12x70	
1586-CA1 + 1577 CA1		M14x70
1586-CA2 + 1577 CA1		M14x70

1577-C3A

Bolts on page 203

15034

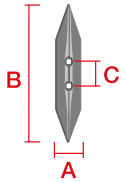

15034

Ref.			A	B	C	Grs.			M	F
15034 A 10 CA1 420	120x10	10	120	420	45-80/45-80	3.500	200	1199A	M12	100
15034 B 12 CA1 420	100x12	12	100	420	45-80/45-80	3.600	200	1199A	M12	100
15034 C 12 CA1 420	80x12	12	80	420	45-80/45-80	2.950	250	1199A	M12	100
15034 A 12 CA1 450	120x12	12	120	450	45-80/45-80	4.750	175	1199A	M12	100
15034 B 12 CA1 450	100x12	12	100	450	45-80/45-80	4.000	200	1199A	M12	100
15034 B 12 CA1 480	100x12	12	100	480	45-80/45-80	4.450	200	1199A	M12	100
15034 C 12 CA1 480	80x12	12	80	480	45-80/45-80	3.600	200	1199A	M12	100

Also available with three holes with 70/70 inter-centres

F Articles manufactured upon order

Bolts on page 203

1553

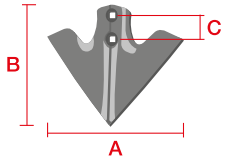

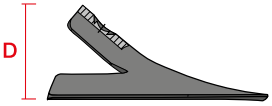

1553

Ref.		A	B	C	D	Grs.				M
1553 C2A	4,5	130	145	45	85	475	12	1.224	1199O	M10

Fits in double coil tine

Ref.	2480
1553-C2A	M10x40

1553

Bolts on page 203

1547

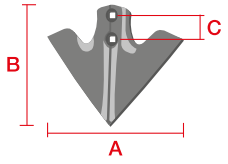

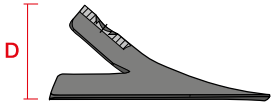

1547-C2A

Ref.		A	B	C	D	Grs.				M	F
1547	4	200	115		55	400	12	1.440	1199O	M10	
1547-0	4	175	115		55	350		1.500	1199O	M10	
1547-00	4	150	115		55	310		1.500	1199O	M10	
1547 C2A 5	5	195	145	45	85	585	12	1.224	1199O	M10	
1547 C2A 250	5	250	145	45	85	680		250	1199O	M10	100
1547 C2N CP DURATOP	14	200		45		1.275		800	1199A	M10	

1547 C2N CP: 11 tungsten carbide plates and reinforced neck

Fits in double coil tine

Ref.	2480
1547-C2A	M10x40

1547-0

1547

1547 C2N CP

F Articles manufactured upon order

Bolts on page 203

1511

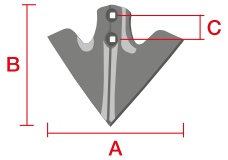

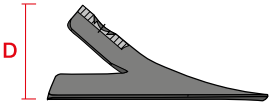

1511-2

Ref.		A	B	C	D	Grs.				M
1511-2	4	200	120	40-45	120	550	12	1.080	1199A	M10
1511-4	4	300	120	40-45	120	700	12	648	1199A	M10
1511-6	4	400	120	40-45	120	925	12	360	1199A	M10

Fits in double coil tine

Ref.	2481	2483
1511	M10x50	M10x50

1511-4

1511-6

Bolts on page 203

15036

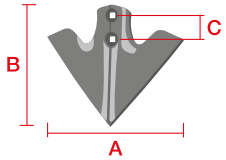

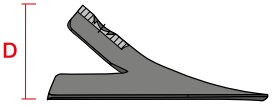

15036

Ref.		A	B	C	D	Grs.			M	F
15036 CA	6	260	220	55	110	1.950	250	1199A	M12	
15036 CA 305	6	305	222	55	110	2.000	200	1199A	M12	100

15036

F Articles manufactured upon order

Bolts on page 203

1593

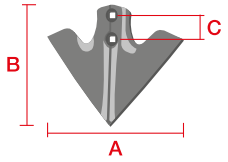

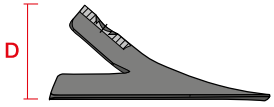

1593

Ref.		A	B	C	D	Grs.				M	F
1593-6	6	362	218	45	90	1.725	6	144	1199A	M12	
1593-8	8	362	218	45	90	2.300	6	144	1199A	M12	100

Fits in double coil tine

Ref.	2483	2484	2485	2486
1593	M11x50	M11x50	M11x60	M11x60

Fits in tine Chisel

Ref.	2467
1593	M11x50

1593

F Articles manufactured upon order

Bolts on page 203

1512 CN

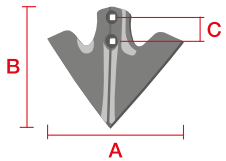

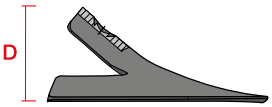

1512 A C2N

Ref.	α		A	B	C	D	Grs.			M	F
1512-A CN CG	47º	6	270	195	45	112	1.750	500	1199A	M12	
1512-A C2N CG	47º	7	270	195	45	112	2.000	500	1199A	M12	
1512-A7 C2N CG	47º	7	185	195	45	112	1.580	500	1199A	M12	100
1512-A9 C2N CG	47º	7	230	195	45	112	1.800	500	1199A	M12	100
1512-A C2N CP DURATOP	47º	7,5	280		45		2.900	333	1199A	M12	

1512-A-C2N CG / 1512-A-7-C2N CG / 1512-A-9-C2N CG / 1512 A C2N CP: painted in blue epoxy painting.
1512 A C2N CP: 13 tungsten carbide plates and reinforced neck

Fits in double coil tine

Ref.	2481	2483	2484	2485	2486
1512-A CN / C2N	M12x50	M12x50	M12x50	M12x50	M12x50

Fits in tine Chisel

Ref.	2461-B	2461-C	2461-CL	2461-D	2462-A	2462-B	2464-A	2464-AL	2466	2467
1512-A CN	M12x50	M12x50	M12x50	M12x50	M12x60	M12x60	M12x70	M12x70	M12x50	M12x50

1512 A C2N

1512 A CN

1512 A CN

1512 A C2N CP

F Articles manufactured upon order

Bolts on page 203

1513

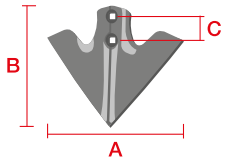

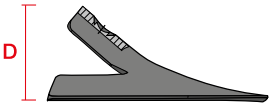

1513

Ref.		A	B	C	D	Grs.				M	F
1513-0	5	230	185	45	80	850	12	900	1199A	M12	
1513-0 CA1	5	230	185	30-42	80	850	12	1.000	1199A	M12	100
1513-A CA1 5	5	280	210	30-42	85	1.150		500	1199A	M12	100
1513-A	6	280	210	45	85	1.400	12	540	1199A	M12	
1513-B	6	335	275	45	100	2.100	12	288	1199A	M12	

Fits in double coil tine

Ref.	2481	2481-H	2483	2484	2485	2486
1513-0/A CA1		M11x50				
1513-0	M10x50		M11x50			
1513-A			M11x50	M11x50	M11x60	M11x60
1513-B			M12x50	M12x50	M12x60	M12x60

Fits in tine Chisel

Ref.	2461-B	2461-C	2461-CL	2461-D	2462-A	2462-B	2464-A	2464-AL	2466	2467
1513-0/0 CA1	M11x50	M11x50	M11x50	M11x50					M11x50	M11x50
1513-A/A CA1	M11x50	M11x50	M11x50	M11x50	M11x50	M11x60	M11x60	M11x60	M11x50	M11x50
1513-B	M12x60	M12x60	M12x60	M12x60	M12x60	M12x60	M12x70	M12x70		

1513 CA1

1513

F Articles manufactured upon order

Bolts on page 203

1513 CN

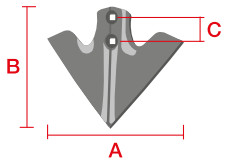

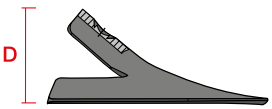

1513-A-CN

Ref.	α		A	B	C	D	Grs.			M
1513-A CN 6 CG	35,5º	6	270	210	45	100	1.750	500	1199A	M12
1513-A CN 8 CG	35,5º	8	270	210	45	100	2.150	500	1199A	M12
1513-A C2N CG	35,5º	7	270	210	45	100	2.000	500	1199A	M12
1513-A C2N CP DURATOP	35,5º	7,5	270		45		3.170	333	1199A	M12

1513-A-CN8 CG / 1513-A-C2N CG / 1513 A C2N CP: painted in blue epoxy painting.
1513 A C2N CP: 13 tungsten carbide plates and reinforced neck

Fits in double coil tine

Ref.	2481	2483	2484	2485	2486 GD
1513- A CN / C2N	M12x50	M12x50	M12x50	M12x50	M12x50

Fits in tine Chisel

Ref.	2461-B	2461-C	2461-CL	2461-D	2462-A	2462-B	2464-A	2464-AL	2466	2467
1513-A CN / C2N	M12x50	M12x50	M12x50	M12x50	M12x60	M12x60	M12x70	M12x70	M12x50	M12x50

1513 A CN

1513 A C2N

1513 A C2N

1513-A C2N CP

Bolts on page 203

1574

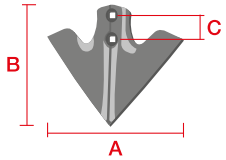

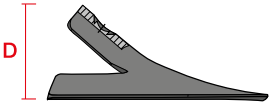

1574

Ref.		A	B	C	D	Grs.			M
1574	10,5	250	355	45-75	195	3.000	150	1199A	M12

1 PLANTERS AND SEED DRILL
2 CURVED SUBSOILER
3 CULTIVATOR
4 DISC HARROW
5 PLOUGH

Bolts on page 203

15046

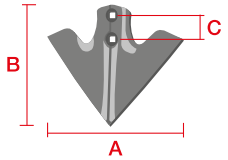

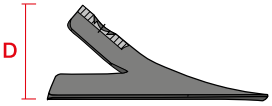

15046-8

Ref.		A	B	D	Grs.			M	F
15046 CA 4" E6	6	105	177	56	560	1.500	1199G	M12	100
15046 CA 5" E6	6	130	168	80	720	1.300	1199G	M12	100
15046 CA 6" E6	6	155	183	85	890	1.100	1199G	M12	100
15046 CA 7" E6	6	180	180	92	970	1.000	1199G	M12	100
15046 CA 8" E6	6	205	186	110	1.200	800	1199G	M12	100
15046 CA 9" E6	6	230	198	118	1.380	600	1199G	M12	100
15046 CA 10" E6	6	255	223	130	1.750	500	1199G	M12	100

15046-4

15046-5

15046-6

15046-9

15046

F Articles manufactured upon order

Bolts on page 203

15047 CN

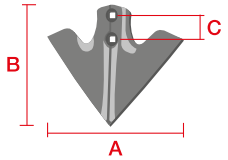

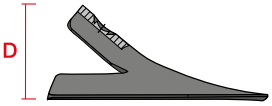

15047-6 CN

Ref.		A	B	D	Grs.			M	F
15047 CA 2,5" CN E6	6	75	122	70	380	800	1199I	M11	100
15047 CA 4" CN E6	6	102	122	70	430	800	1199I	M11	100
15047 CA 5" CN E6	6	130	132	73	550	1.000	1199I	M11	100
15047 CA 6" CN E6	6	152	132	73	550	1.000	1199I	M11	100
15047 CA 7" CN E6	6	178	150	78	740	1.000	1199I	M11	100
15047 CA 8" CN E6	6	203	150	78	770	1.000	1199I	M11	100

15047-2,5 CN

15047-4 CN

15047-5 CN

15047-8 CN

15047 CN

F Articles manufactured upon order

Bolts on page 203

15049 CN

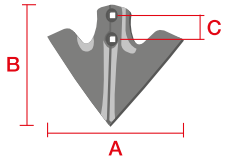

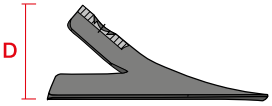

15049-5 CN

Ref.		A	B	D	Grs.		F
15049 CA 2" CN E6	6	2"-75mm	93	65	350	1.500	100
15049 CA 2,5" CN E6	6	2,5"-85mm	109	70	400	1.200	100
15049 CA 4" CN E6	6	4"-105mm	116	72	440	1.200	100
15049 CA 5" CN E6	6	5"-135mm	116	72	500	1.000	100
15049 CA 6" CN E6	6	6"-155mm	126	75	620	1.000	100
15049 CA 7" CN E6	6	7"-180mm	132	77	730	750	100
15049 CA 8" CN E6	6	8"-200mm	139	79	820	700	100

15049-2,5 CN

15049-4 CN

15049-6 CN

15049-8 CN

15049 CN

F Articles manufactured upon order

15067 CN

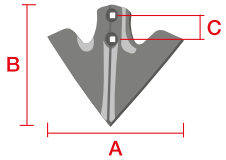

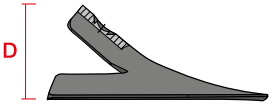



15067-F10

Ref.		Original Ref.	A	B	D	Grs.		M	F
15067 CA 8 CN E5	5	16108	8”-203mm	145	78	750	700	M12	100
15067 CA 9 CN E5	5	16109	9”-228mm	145	78	790	600	M12	100
15067 CA 10 CN E5	5	16110	10”-254mm	145	78	840	600	M12	100
15067 CA 10 CN E6	6		10”-254mm	145	78	950	500	M12	100
15067 CA 12 CN E5	5	16112	12”-305mm	145	78	890	500	M12	100
15067 CA 12 CN E6	6		12”-305 mm	145	78	1.100	500	M12	100

15067 CN

F Articles manufactured upon order

15050

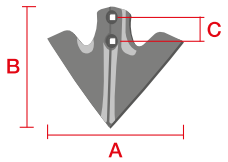

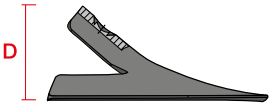

15050 430 CA1

Ref.	α		A	B	C	D	Grs.			M	F
15050 BCA 330	47º	6	330	280	56	120	2.100	250	1199A	M12	100
15050 CCA 305	50º	6	305	270	56	120	2.000	250	1199A	M12	100
15050 CCA 330	50º	6	330	280	56	120	2.100	250	1199A	M12	100
15050-375	54º	7	375	270	56	120	3.200	210	1199A	M12	100
15050-375 CA1	54º	7	375	270	45-56	120	3.200	200	1199A	M12	100
15050-410	54º	7	410	270	56	120	3.500	150	1199A	M12	100
15050-430	54º	7	430	270	56	120	3.680	150	1199A	M12	100
15050-430 CA1	54º	7	430	270	45-56	120	3.680	150	1199A	M12	100
15050-450	54º	8	450	270	56	120	4.450	125	1199A	M12	100
15050-470	54º	8	470	270	56	120	4.700	100	1199A	M12	100
15050-470 CA1	54º	8	470	270	45-56	120	4.700	100	1199A	M12	100

Fits in tine up to 55mm wide.

15050 C CA 330

15050

F Articles manufactured upon order

Bolts on page 203

15051

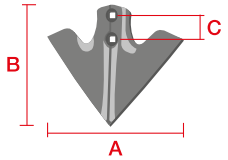

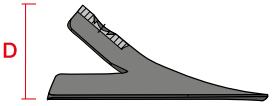

15051-B

Ref.	α		A	B	C	D	Grs.			M	F
15051	20º	6	250	181	45	62	1.150	400	1199A	M10	100
15051-A	20º	6	270	181	45	62	1.200	400	1199A	M10	100
15051-B	20º	6	330	181	45	62	1.400	300	1199A	M10	100

15051

F Articles manufactured upon order

Bolts on page 203

15052

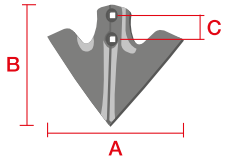

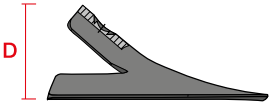

15052-A

Ref.		A	B	C	D	Grs.			M	F
15052-A	6	275	164	45	66	1.000	400	1199A	M10	100
15052-B	6	335	164	45	66	1.150	300	1199A	M10	100

Use screw kit 1199kit2447 to assemble with tine. See page 183

15052-A

F Articles manufactured upon order

Bolts on page 203

15053

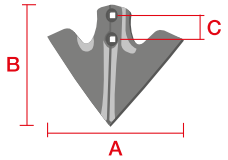

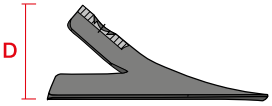

15053

Ref.		A	B	D	Grs.		F
15053	5	300	280	42	1.975	500	100
15053-A	5	300	280	42	1.975	500	100

Model 15053-A has a different hole configuration

15053

F Articles manufactured upon order

15070

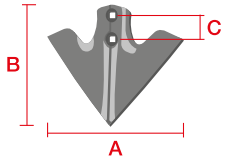

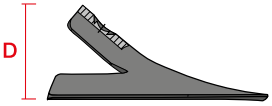

15070

Ref.		A	C	D	Grs.			M	F
15070 CA 375	8	375	57	140	3.450	100	1199A	M12	100
15070 CA 405	8	405	57	140	3.900	100	1199A	M12	100

Fits in tine up to 29 mm wide.

15070

F Articles manufactured upon order

Bolts on page 203

15077

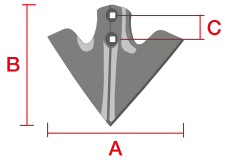

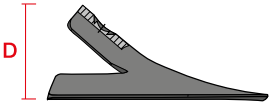

15077 CA

Ref.	α		A	C	D	Grs.		M		F
15077 CA 270 E6	66º	6	270	45	100	1.300	1199O	M10	250	100
15077 CA 290 E6	66º	6	290	45	100	1.350	1199O	M10	250	100
15077 CA 310 E6	66º	6	310	45	100	1.400	1199O	M10	250	100

15077

F Articles manufactured upon order

Bolts on page 203

15069

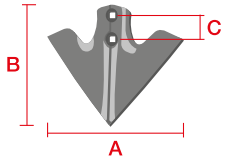

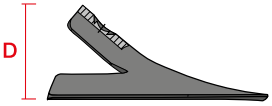

15069-K18

Ref.	α		A	C	D	Grs.			M	F
15069 I14 CA E8	43º	8	14”-355mm	57	120	3.700	150	1199A	M12	100
15069 J16 CA E8	43º	8	16”-405 mm	57	120	4.000	150	1199A	M12	100
15069 K18 CA E8	43º	8	18”-460mm	57	120	4.250	120	1199A	M12	100

Fits in tine up to 55mm wide

15069

F Articles manufactured upon order

Bolts on page 203

15041 (B)

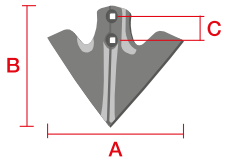

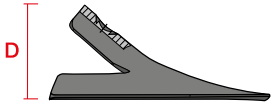

15041

Ref.	Original Ref.	α		Grs.	A	D		F
15041-C7-E6	200-PWV-0700	47º	6	1.350	180	125	350	100
15041-E9-E6	200-PWV-0900	47º	6	1.500	228	125	300	100
15041-F10-E6	200-PWV-1000	47º	6	1.650	254	125	275	100
15041-G11-E6	200-PWV-1100	47º	6	1.750	280	125	250	100
15041-H12-E6	200-PWV-1200	47º	6	1.900	305	125	225	100
15041-B5-E8	200-PWV-0508	47º	8	1.550	130	125	400	100
15041-C7-E8	200-PWV-0708	47º	8	1.750	180	125	350	100
15041-E9-E8	200-PWV-0908	47º	8	2.000	228	125	300	100
15041-F10-E8	200-PWV-1008	47º	8	2.200	254	125	275	100
15041-G11-E8	200-PWV-1108	47º	8	2.350	280	125	250	100
15041-H12-E8	200-PWV-1208	47º	8	2.500	305	125	225	

15041

F Articles manufactured upon order

15042 (B)

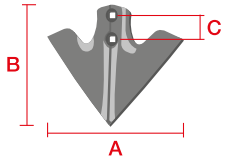

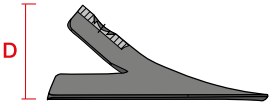

15042

Ref.	Original Ref.	α		Grs.	A	D		F
15042-A4-E6	410-PWV-0400	50º	6	1.500	102	158	400	100
15042-B6-E6	410-PWV-0600	50º	6	1.850	152	158	350	100
15042-D8-E6	410-PWV-0800	50º	6	2.150	203	158	300	100
15042-F10-E6	410-PWV-1000	50º	6	2.500	254	158	250	100
15042-H12-E6	410-PWV-1200	50º	6	2.850	305	158	200	

15042

F Articles manufactured upon order

15027 (N) CONCORDE

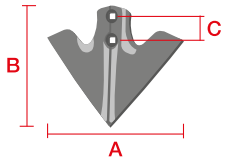

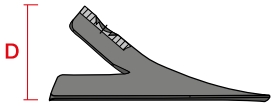

15027-C7

Ref.	Original Ref.	α		A	B	C	D	Grs.			M	F
15027-B6	47C6BK7	47º	6	6″	7″	1 3/4″	33/16″	1.120	450	1199A	7/16″	100
15027-C7	47C7BK7	47º	6	7″	7″	1 3/4″	33/16″	1.260	400	1199A	7/16″	100
15027-D8	47C8BK7	47º	6	8″	7″	1 3/4″	33/16″	1.340	390	1199A	7/16″	100
15027-E9	47C9BK7	47º	6	9″	7″	1 3/4″	33/16″	1.430	300	1199A	7/16″	100
15027-F10	47C10BK7	47º	6	10″	7″	1 3/4″	33/16″	1.500	300	1199A	7/16″	100
15027-G11	47C11BK7	47º	6	11″	7″	1 3/4″	33/16″	1.600	300	1199A	7/16″	100
15027-H12	47C12BK7	47º	6	12″	7″	1 3/4″	33/16″	1.750	300	1199A	7/16″	100
15027-B6 CA1		47º	6	152	187	45	85	1.120	450	1199A	M11	100
15027-C7 CA1		47º	6	180	187	45	85	1.260	420	1199A	M11	100
15027-D8 CA1		47º	6	203	187	45	85	1.340	390	1199A	M11	100
15027-E9 CA1		47º	6	228	187	45	85	1.430	375	1199A	M11	100
15027 CA1 235		47º	6	235		45	85	1.250	300	1199A	M11	100
15027-F10 CA1		47º	6	254	187	45	85	1.500	360	1199A	M11	100
15027-G11 CA1		47º	6	280	187	45	85	1.600	330	1199A	M11	100
15027-H12 CA1		47º	6	305	187	45	85	1.750	300	1199A	M11	100
15027-I14 CA1		47º	6		187	45	85	1.800	250	1199A	M11	100

Fits in tine up to 47mm wide.

Fits in tine Chisel

Ref.	2461-B
15027 - B6 / C7 CA1	M11x40

15027-D8

15027-E9

15027-F10

15027-G11

15027

F Articles manufactured upon order

Bolts on page 203

15028 (N) PELICAN

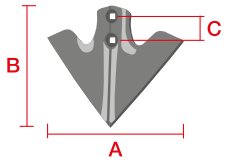

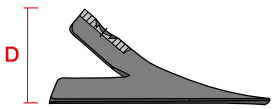

15028-E9

Ref.	Original Ref.	α		A	B	C	D	Grs.			M	F
15028-6-B6	47UW6B7	47º	6	6″	9″	1 3/4″	3-2/3″	1.150	450	1199A	7/16″	100
15028-6-C7	47UW7B7	47º	6	7″	9″	1 3/4″	3-2/3″	1.270	375	1199A	7/16″	100
15028-6-D8	47UW8B7	47º	6	8″	9″	1 3/4″	3-2/3″	1.375	350	1199A	7/16″	100
15028-6-E9	47UW9B7	47º	6	9″	9″	1 3/4″	3-2/3″	1.480	300	1199A	7/16″	100
15028-6-F10	47UW10B7	47º	6	10″	9″	1 3/4″	3-2/3″	1.585	250	1199A	7/16″	100
15028-6-G11	47UW11B7	47º	6	11″	9″	1 3/4″	3-2/3″	1.710	300	1199A	7/16″	100
15028-6-H12	47UW12B7	47º	6	12″	9″	1 3/4″	3-2/3″	1.810	300	1199A	7/16″	100
15028-B6		47º	8	6″	9″	1 3/4″	3-2/3″	1.500	450	1199A	7/16″	100
15028-C7		47º	8	7″	9″	1 3/4″	3-2/3″	1.650	375	1199A	7/16″	100
15028-D8		47º	8	8″	9″	1 3/4″	3-2/3″	1.800	350	1199A	7/16″	100
15028-E9	47UW9F7	47º	8	9″	9″	1 3/4″	3-2/3″	1.900	300	1199A	7/16″	100
15028-F10	47UW10F7	47º	8	10″	9″	1 3/4″	3-2/3″	2.000	250	1199A	7/16″	100
15028-G11	47UW11F7	47º	8	11″	9″	1 3/4″	3-2/3″	2.050	300	1199A	7/16″	100
15028-H12	47UW12F7	47º	8	12″	9″	1 3/4″	3-2/3″	2.120	300	1199A	7/16″	100
15028-I14		47º	8	14″	9º	1 3/4″	3-2/3″	2.400	250	1199A	7/16″	100

15028-D8

15028-F10

15028-G11

15028-H12

15028

F Articles manufactured upon order

Bolts on page 203

15028 CA1 PELICAN

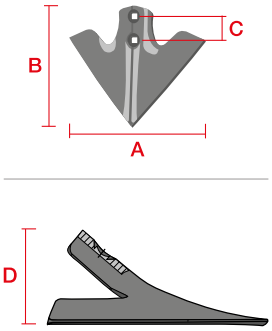

15028-E9

Ref.	α		A	B	C	D	Grs.			M	F
15028-6-B6 CA1	47º	6	152	230	42-46	93	1.150	450	1199A	M11	100
15028-6-C7 CA1	47º	6	180	230	42-46	93	1.270	375	1199A	M11	100
15028-6-D8 CA1	47º	6	203	230	42-46	93	1.375	350	1199A	M11	100
15028-6-E9 CA1	47º	6	228	230	42-46	93	1.480	300	1199A	M11	100
15028-6-235 CA1	47º	6	235	230	42-46	100	1.450	300	1199A	M11	100
15028-6-F10 CA1	47º	6	254	230	42-46	93	1.585	250	1199A	M11	100
15028-6-G11 CA1	47º	6	280	230	42-46	93	1.710	300	1199A	M11	100
15028-6-H12 CA1	47º	6	305	230	42-46	93	1.810	300	1199A	M11	100
15028-B6 CA1	47º	8	152	230	42-46	93	1.500	450	1199A	M11	100
15028-C7 CA1	47º	8	180	230	42-46	93	1.650	375	1199A	M11	100
15028-D8 CA1	47º	8	203	230	42-46	93	1.800	350	1199A	M11	100
15028-E9 CA1	47º	8	228	230	42-46	93	1.900	300	1199A	M11	100
15028-8-235 CA1	47º	8	235	230	42-46	100	1.870	300	1199A	M11	100
15028-F10 CA1	47º	8	254	230	42-46	93	2.000	250	1199A	M11	100
15028-G11 CA1	47º	8	280	230	42-46	93	2.050	300	1199A	M11	100
15028-H12 CA1	47º	8	305	230	42-46	93	2.120	300	1199A	M11	100
15028-H12 CA1 50	50º	8	305	230	42-46	100	2.120	300	1199A	M11	100
15028 CA 330 E8	47º	8	330	230	42-46		2.400	300	1199A	M11	100
15028-I14 CA1	47º	8	350	230	42-46		2.450	300	1199A	M11	100

Fits in tine Chisel

Ref.	2461-B
15028 - 6/8 - B6 / C7 CA1	M11x40

15028-D8

15028-F10

15028-G11

15028-H12

15028

F Articles manufactured upon order

Bolts on page 203

15048 (N)

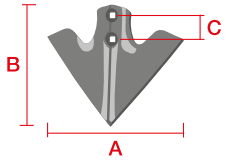

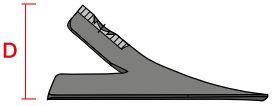



15048-N

Ref.	Original Ref.	α		A	C	D	Grs.			M	F
15048 H12 CA E8	B5412F2-TW	54º	8	12″-305mm	76	148	3.450	180	1199A	M14	100
15048 I14 CA E8	B5414F2-TW	54º	8	14″-255mm	76	148	3.750	150	1199A	M14	100
15048 J16 CA E8	B5416F2-TW	54º	8	16″-405mm	76	148	4.100	120	1199A	M14	100
15048 K18 CA E8	B5418F2-TW	54º	8	18″-460mm	76	148	4.350	100	1199A	M14	100

15048

F Articles manufactured upon order

Bolts on page 203

15043 (N)

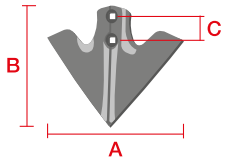

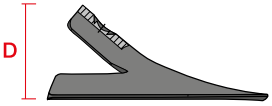

15043

Ref.	Original Ref.	α		A	C	D	Grs.			M	F
15043-F10-CA E8		50º	8	254	57	130	3.100	235	1199A	M12	100
15043-H12-CA-E6	B5012F-2	50º	6	355	57	130	2.500	200	1199A	M12	100
15043-H12-CA E8	B5012F-2	50º	8	305	57	130	3.400	200	1199A	M12	100
15043-I14-CA E8	B5014F-2	50º	8	355	57	130	3.700	170	1199A	M12	100
15043-I14-CA1 E8		50º	8	355	57	130	3.700	200	1199A	M16	100
15043-J16-CA- E6	B5016-2	50º	6	405	57	130	3.000	120	1199A	M12	100
15043-J16-CA E8	B5016F-2	50º	8	405	57	130	4.000	150	1199A	M12	100
15043-J16-CA1 E8		50º	8	405	57	130	4.000	150	1199A	M16	100
15043-K18-CA E6	B5018-2	50º	6	460	57	130	3.200	100	1199A	M12	100
15043-K18-CA E8	B5018F-2	50º	8	460	57	130	4.250	120	1199A	M12	100
15043-K18-CA1 E8		50º	8	460	57	130	4.250	100	1199A	M16	100

15043

F Articles manufactured upon order

Bolts on page 203

15029 (N)

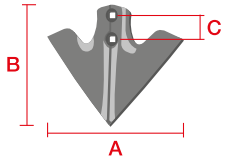

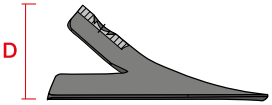

15029

Ref.	Original Ref.	α		Grs.	A	B	D		F
15029-C7	UWQC7 B/F	47º	6-7,5	1.340	180	220	100	500	100
15029-D8	UWQC8 B/F	47º	6-7,5	1.430	203	220	100	450	100
15029-E9	UWQC9 B/F	47º	6-7,5	1.520	228	220	100	400	100
15029-F10	UWQC10 B/F	47º	6-7,5	1.620	254	220	100	350	100

15029

F Articles manufactured upon order

15079 (N) FURROWER 15”

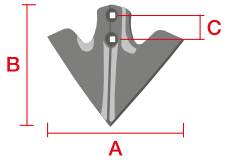

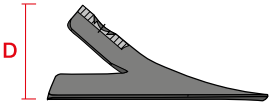

15079

Ref.	Original Ref.		A	C	D	Grs.			M	F
15079 CA 380 E6	15 SLOT	6	380	31-59	240	6.500	50	1199A	M11	100
15079 CA 380 E8		8	380	31-59	240	8.500	50	1199A	M11	100

F Articles manufactured upon order

Bolts on page 203

1429 LISTER POINT

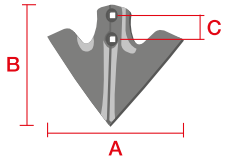

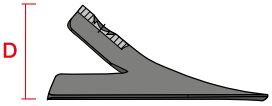

1429-B

Ref.		A	B	D	Grs.		F
1429	8	375	390	90	4.500	120	100
1429 10	10	375	390	90	5.760	120	100
1429-B CA	10	355	390	80	5.600	120	100

1429

F Articles manufactured upon order

1561

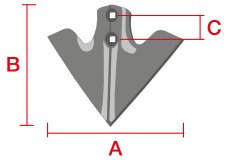

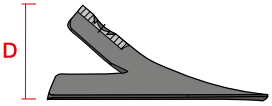

1561

Ref.		A	C	D	Grs.				M
1561-A	4	325	40-50	165	2.000	12	288	1199A	M11
1561-B	5	460	40-50	210	4.100		72	1199A	M11
1561-A6	6	325	40-50	165	3.240		100	1199A	M11
1561-B6	6	460	40-50	210	5.000		72	1199A	M11

Fits in double coil tine

Ref.	2481	2483
1561	M11x50	M11x50

Bolts on page 203

1501

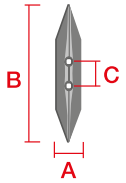

1501 D - 1501 I

Ref.		A	B	C	Grs.				M
1501-D	10	74	325	45-55	1.600	12	648	1199O	M12
1501-I	10	74	325	45-55	1.600	12	648	1199O	M12

Fits in double coil tine

Ref.	2481	2483	2484	2485	2486
1500 + 1501	M12x60	M12x60	M12x70	M12x70	M12x70
1501	M12x50	M12x50	M12x60	M12x60	M12x60

Fits in tine Chisel

Ref.	2461-B	2461-C	2461-CL	2461-D	2462-A	2462-B	2464-A	2464-AL	2466	2467
1500 + 1501	M12x60	M12x60	M12x60	M12x60	M12x60	M12x60	M12x70	M12x70	M12x60	M12x60
1501	M12x60	M12x60	M12x60	M12x60	M12x60	M12x60	M12x70	M12x70	M12x50	M12x50

Bolts on page 203

I Left D Right

1500

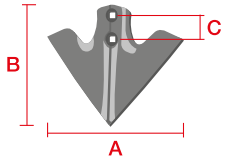

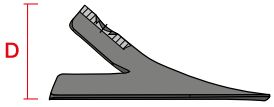

1500

Ref.		A	B	C	D	Grs.			M
1500	6	308	155	45-55	95	1.200	12	360	M12
1500-8	8	308	155	45-55	95	1.600	12	360	M12

Fits in double coil tine

Ref.	2481	2483	2484	2485	2486
1500 + 1501	M12x60	M12x60	M12x70	M12x70	M12x70

Fits in tine Chisel

Ref.	2461-B	2461-C	2461-CL	2461-D	2462-A	2462-B	2464-A	2464-AL	2466	2467
1500 + 1501	M12x60	M12x60	M12x60	M12x60	M12x60	M12x60	M12x70	M12X70	M12x60	M12x60

1500

1506

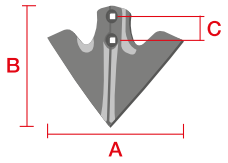

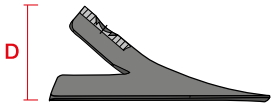

1506

Ref.		A	B	C	D	Grs.			M
1506	8	290	162	45-56	105	2.000	12	360	M12
1506 CA 335 E8	8	335	176	45-56	105	2.200	12	360	M12

Fits in double coil tine

Ref.	2481	2483	2484	2485	2486
1506 + 1501	M12x60	M12x60	M12x70	M12x70	M12x70

Fits in tine Chisel

Ref.	2461-B	2461-C	2461-CL	2461-D	2466	2467
1506+ 1501	M12x60	M12x60	M12x60	M12x60	M12X60	M12x60

1506

1507

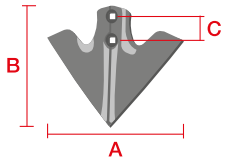

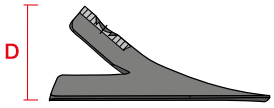

1507

Ref.		A	B	C	D	Grs.			M
1507	6	308	155	45-75	95	1.200	12	360	M12
1507-8	8	308	155	45-75	95	1.600	12	360	M12

Fits in double coil tine

Ref.	2481	2483	2484	2485	2486
1507 + 1501	M12x60	M12x60	M12x70	M12x70	M12x70

Fits in tine Chisel

Ref.	2461-B	2461-C	2461-CL	2461-D	2462-A	2462-B	2464-A	2464-AL	2466	2467
1507 + 1501	M12x60	M12x60	M12x60	M12x60	M12x60	M12x60	M12x70	M12x70	M12x60	M12x60

1507

1509

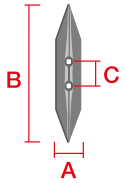

1509

Ref.		A	B	C	Grs.				M	F
1509	10	70	410	78 / 78	2.400	6	360	1199A	M12	100
1509-B	10	80	410	78 / 78	2.500	6	360	1199A	M12	100

Fits in stubble tine

Ref.	2441
1509 + 1510	M12x60

F Articles manufactured upon order

Bolts on page 203

1510

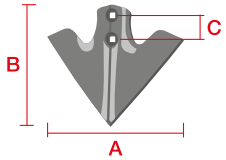

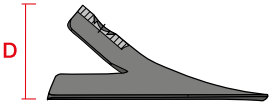

1510

Ref.		A	B	C	D	Grs.			M	F
1510-B	8	320	240	35/35-40	112	2.800	6	144	M12	100
1510	8	430	285	35/35-40	112	3.450	6	144	M12	

Fits in stubble tine

Ref.	2441
1509 + 1510	M12x60

1510

F Articles manufactured upon order

1573

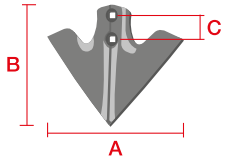

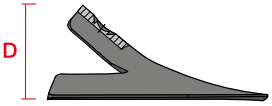

1573

Ref.	α		Grs.	A	C	D			M	F
1573-A12 CA2	21º	12	6.900	435	45-75	128	80	1199A	M14	100
1573-A-12-CA2-450	21º	12	6.200	450	45-75	128	80	1199A	M14	100

1573

F Articles manufactured upon order

Bolts on page 203

1581 - 1585

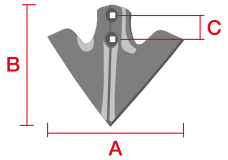

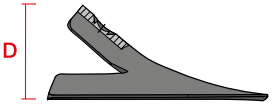

1581

Ref.		A	B	D	Grs.			M	F
1581	10	146	201	74	1.575	450	1199A	M12	100
1585	10	140	200	89	1.720	450	1199A	M12	100

1585

F Articles manufactured upon order

Bolts on page 203

15005

15005

Ref.	⇥I⇤	A	B	C	D	Grs.		M		F
15005	8					5.700	1199A	M12	60	100
15003 A	6	385	230			3.125	15005T	M8	200	
15002	8	250	285	45	104	2.600	1199A	M12	240	

15005=15002+15003-A+15005T

Fits in tine Chisel

Ref.	2464-A	2464-AL
15005	M12x60	M12x60

Fits in double coil tine

Ref.	2485
15005	M12x60

15002

15003-A

F Articles manufactured upon order

Bolts on page 203

LEMKEN SMARAG

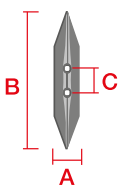

Ref.	Original Ref.	→|←	A	B	C	Grs.			M	F
1595 10 CA	4679105	10	150	194	40/70	2.350	125	1199A	M12	
1597-A 8 CA	3374395	8	100	295		1.850	400	1199A	M12	
1597-B 8 CA	3374394	8	100	290		1.850	250	1199A	M12	
1598 8 D CA	3374398	8	110	300		2.400	300	1199A	M12	100
1598 8 I CA	3374399	8	110	300		2.400	300	1199A	M12	100
1515 10 CA	3374388	10	120	235		1.740	500	1199A	M12	
1515 12 CA	3374392	12	120	235		2.050	500	1199A	M12	
1515 12 CA AP2 DURATOP	3374392	12	120	235		2.250	450	1199A	M12	100
1515 12 B CA	3374386	12	80	235		1.550	500	1199A	M12	100
1596 10 D CA	3374416	10	349	130	70	2.100	450	1199G	M12	
1596 10 I CA	3374417	10	349	130	70	2.100	450	1199G	M12	
1516 10 D CA	3374418	10	349	130	70	2.035	400	1199G	M12	
1516 10 I CA	3374419	10	349	130	70	2.035	400	1199G	M12	
1516 11 D CA	3374420	11	381	130	70	2.635	370	1199G	M12	
1516 11 D CA AP2 DURATOP	3374420	11	380	130	70	3.000	300	1199G	M12	
1516 11 I CA	3374421	11	381	130	70	2.635	370	1199G	M12	
1516 11 I CA AP2 DURATOP	3374421	11	380	130	70	3.000	300	1199G	M12	
1516B 10 D CA	3374428	10	249	130	70	1.635	400	1199G	M12	100
1516B 10 I CA	3374429	10	249	130	70	1.635	400	1199G	M12	100
1517 CA	3374356	5	256	174		780	300	1199A	M10	

Fits with 2446 tine. See page 184
AP2 DURATOP: High resistance to wear Hardfacing material.

F Articles manufactured upon order | Bolts on page 203 | I Left | D Right

15055 - 15056 - 15057 -15058 C2A

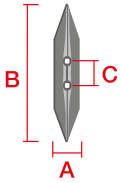

Ref.	⊣▌⊢	A	B	C	Grs.			M	F
15055-C2A HRS	12	80	250	57	1.750	500	1199A	1285A	
15055-C2A-CP HRS DURATOP	15	80	250	57	2.130	300	1199A	1285A	
15057-C2A CENTRAL	8	80	258		1.230	200	1199A	M12	50
15057-A 80 D C2A HRS	8	80	380		1.300	300	1199A	1285A	50
15057-A 80 I C2A HRS	8	80	380		1.300	300	1199A	1285A	50
15058-A 80 D C2A HRS	8	80	235		800	400	1199A	1285A	50
15058-A 80 I C2A HRS	8	80	235		800	400	1199A	1285A	50
15056 C D	10	221		60	2.450	200	HEX	M12	100
15056 C I	10	221		60	2.450	200	HEX	M12	100
15056 C D AP2	10	221		60	2.600	200	HEX	M12	100
15056 C I AP2	10	221		60	2.600	200	HEX	M12	100

15056-C: 465 mm working width 2 wings and tine
DURATOP: Point with tungsten carbide
AP2 DURATOP: High resistance to wear Hardfacing material.
Fits with 2823 tine. See page 186
HEX: DIN 931 hexagonal screw and DIN 934 nut, ref. 1199H1260A without Bellota markings

F Articles manufactured upon order | Bolts on page 203 | I Left | D Right

15055 - 15056 - 15057 - 15058

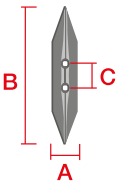

Ref.		A	B	C	Grs.			M	F
15055-A 80 HRS	12	80	243		1.500	500	1199A	1285A	
15055-B CP 80 HRS DURATOP	15	80	250		2.000	300	1199A	1285A	
15055-B80-CP-2A-3P DURATOP	20-40	80	275	57	4.030	250	1199A	1285A	
15055-B80-PL-CP-4P DURATOP	30	80	275	57	4.300	250	1199A	1285A	100
15055-B80-CP-2A1-3P DURATOP	20-40	80	275	45-58	4.000	250	1199A	M12	
15055-B 120 HRS	12	120			2.300	300	1199A	1285A	100
15056-A D HRS	10	172,5		60	1.700	300	HEX	M12	
15056-A I HRS	10	172,5		60	1.700	300	HEX	M12	
15056-A D CA1 HRS	10	172,5		60/60	1.700	300	HEX	M12	100
15056-A I CA1 HRS	10	172,5		60/60	1.700	300	HEX	M12	100
15056-B D HRS	10	101		60	1.250	400	HEX	M12	
15056-B I HRS	10	101		60	1.250	400	HEX	M12	
15056-B D CA1 HRS	10	101		60/60	1.250	400	HEX	M12	100
15056-B I CA1 HRS	10	101		60/60	1.250	400	HEX	M12	100
15057-A 80 D HRS	8	80	410	57	1.950	300	1199A	1285A	
15057-A 80 I HRS	8	80	410	57	1.950	300	1199A	1285A	
15057-A 80 CENTRAL	8	80	305		1.385	200	1199A	M12	
15057-B 100 D HRS	8	100	410	57	2.700	300	1199A	1285A	50
15057-B 100 I HRS	8	100	410	57	2.700	300	1199A	1285A	50
15058-A 80 D HRS	8	80	260	57	1.200	400	1199A	1285A	50
15058-A 80 D CA1 HRS	8	80	260		1.200	400	1199A	1285A	50
15058-A 80 I HRS	8	80	260	57	1.200	400	1199A	1285A	50
15058-A 80 I CA1 HRS	8	80	260		1.200	400	1199A	1285A	50

15056-A: 370 mm working width 2 wings and tine
15056-B: 240 mm working width 2 wings and tine
HEX: DIN 931 hexagonal screw and DIN 934 nut, ref. 1199H1260A without Bellota markings
DURATOP: Point with tungsten carbide
Fits with 2823 tine. See page 186
15056 A/B CA1: with four holes.
15058 CA1: 1 mounting hole

F Articles manufactured upon order | Bolts on page 203 | I Left | D Right

15083

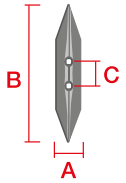

15083-80X12

Ref.	Original Ref.		A	B	Grs.			M	F
15083-80X12	506064	12	80	280	1.900	400	1199A	M12	100
15083-80X14	506065	14	80	280	2.200	300	199A	M12	100
15083-100X12	506014	12	100	280	2.400	250	1199A	M12	100

15083-80X14

15083-100X12

F Articles manufactured upon order

Bolts on page 203

1586-1587-1588

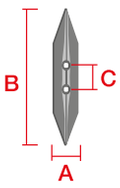

Ref.		α	A	B	C	D	Grs.			M	F
1586-A 8 CA	8	21º	480	300	70	128	4.500	70	1199A	M12	100
1586-A 8 CA1	8	21º	480	300	70	128	4.500	70	1199A	M14	100
1586-A 8 CA2	8	21º	480	300	45-75	128	4.500	70	1199A	M14	100
1586-A 8 CA3	8	21º	480	300	45-75	128	4.500	70	1199A	M12	
1586-A 12 CA	12	21º	480	300	70	128	6.900	60	1199A	M12	100
1586-A 12 CA1	12	21º	480	300	70	128	6.900	60	1199A	M14	
1586-A 12 CA2	12	21º	480	300	45-75	128	6.900	60	1199A	M14	100
1586-A 12 CA 2 10"	12	21º	10" (254)	300	45-75	128	4.500	125	1199A	M14	100
1586-A 12 CA3	12	21º	480	300	45-75	128	6.900	60	1199A	M12	
1586-B 8 CA	8	15º	480	300	70	128	4.500	70	1199A	M12	100
1586-B 8 CA3	8	15º	480	300	45-75	128	4.500	70	1199A	M12	100
1586-B 12 CA1	12	15º	480	300	70	128	6.900	60	1199A	M14	100
1587-A 10 CA	10	15º	120	215			1.650	500	1199A	M12	
1587-A 10 CA1	10	15º	120	215			1.650	500	1199A	M14	100
1587-B 10 CA	10	15º	120	215			1.650	500	1199A	M12	100
1587-B 12 CA	12	15º	120	215			1.980	350	1199A	M12	100
1587-B 12 CA1	12	15º	120	215			1.980	350	1199A	M14	
1588 10 CA	10		100	290			2.200	300	1199A	M12	
1588 10 CA1	10		100	290			2.200	300	1199A	M14	

1587-A more aggresive angle of attack than 1587-B

Fits in stubble tine

Ref.	2444-865 A12 CA1 / 2444-865 A12 CA2 / 2444-865 A12 CA5	2444-865 A14 CA1
1586 CA + 1587 CA + 1588 CA	M12x70	
1586 CA1/CA2 + 1577 CA1		M14x70

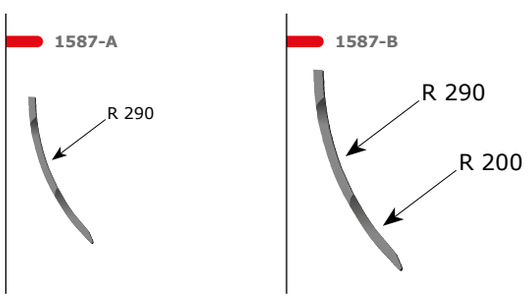

F Articles manufactured upon order

Bolts on page 203

3.10 DOUBLE COIL TINES

20X20

173

25X25

174

27X27

175

30X30

176

32X32

177

35X35

178

20X20

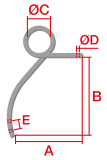

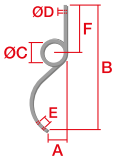

Epoxy paint with UVA protection.

2480

Ref.		A	B	C	D	E	F	G	M	Grs.			F
2480 D	20x20	370	395	92	13	45		63	M10	4.400	200	12480	
2480 I	20x20	370	395	92	13	45		63	M10	4.400	200	12480	
2480-V D	20x20	380	395	92	13	45		160	M10	4.750	150	12480	
2480-V I	20x20	380	395	92	13	45		160	M10	4.750	150	12480	
2480-B D	20x20	132	713	115		45	300	64	M10	5.000	125		
2480-B I	20x20	132	713	115		45	300	64	M10	5.000	125		
2480-TB-D	20X20	71	548	92	6		400	63	M12	3.800	200		50
2480-TB-I	20X20	71	548	92	6		400	63	M12	3.800	200		50

Clamps. See page 180
See possible assemblies on page 179
Models specially designed for vineyard

2480-B

2480-TB

2480V - 2485V

F Articles manufactured upon order I Left D Right

25X25

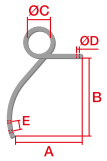

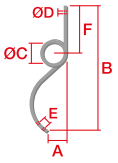

Epoxy paint with UVA protection.

2481 / 2481-B

Ref.		A	B	C	D	E	F	G	M	Grs.			F
2481 D	25x25	425	468	120	15	45		79	M12	8.950	95	12481	
2481 I	25x25	425	468	120	15	45		79	M12	8.950	95	12481	
2481-V D	25x25	445	480	127	15	45		310	M12	9.400	50	12481	
2481-V I	25x25	445	480	127	15	45		310	M12	9.400	50	12481	
2481-B D	25x25	390	468	120	17	60		79	M12	8.950	100	12481	100
2481-B I	25x25	390	468	120	17	60		79	M12	8.950	100	12481	100
2481-H D	25x25	450	395	118	17	33		80	M10	9.000	90	12481	100
2481-H I	25x25	450	395	118	17	33		80	M10	9.000	90	12481	100
2481-FM D	25X25	90	530	130		45/51		95	M12	10.000	100	12481	100
2481-FM I	25X25	90	530	130		45/51		95	M12	10.000	100	12481	100
2499 D C2A	25x25	20	660	90	6	45	325	80	M10	6.800	150		50
2499 I C2A	25x25	20	660	90	6	45	325	80	M10	6.800	150		50
2481-N-D	1" X 1"	118	935	150	10	44,5-57	483	80	M12	9.900	50		50

Clamps. See page 180
See possible assemblies on page 179
2499 D/I C2A fits with 1529-A6 See page 57
Models specially designed for vineyard

2481-H

2481-FM

2481-N

2499

2480V - 2485V

F Articles manufactured upon order | I Left | D Right

27X27

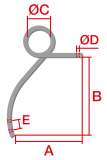

Epoxy paint with UVA protection.

2483

Ref.		A	B	C	D	E	G	M	Grs.		
2483 D	27x27	437	480	127	17	45	85	M12	10.500	80	12483
2483 I	27x27	437	480	127	17	45	85	M12	10.500	80	12483
2483-R22 D	27x27	437	480	127	23	45	85	M12	10.500	80	12483 A22
2483-R22 I	27x27	437	480	127	23	45	85	M12	10.500	80	12483 A22
2483-V D	27x27	445	480	127	17	45	285	M12	11.000	50	12483
2483-V I	27x27	445	480	127	17	45	285	M12	11.000	50	12483

Clamps. See page 180
See possible assemblies on page 179
Models specially designed for vineyard

2480V - 2485V

I Left D Right

30X30

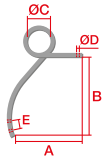

Epoxy paint with UVA protection.

2484

Ref.		A	B	C	D	E	G	M	Grs.			F
2484 D	30x30	496	498	145	21	45	95	M12	14.200	60	12485	
2484 I	30x30	496	498	145	21	45	95	M12	14.200	60	12485	
2484 D GD	30x30	360	625	360	15	45	95	M12	15.000	60	12485	100
2484 I GD	30x30	360	625	360	15	45	95	M12	15.000	60	12485	100

Clamps. See page 180
2484 GD: water based painting
See possible assemblies on page 179

2484 GD

F Articles manufactured upon order I Left D Right

32X32

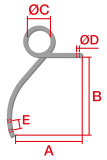

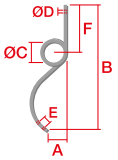

Epoxy paint with UVA protection.

2485

Ref.		A	B	C	D	E	F	G	M	Grs.			F
2485 D	32x32	438	508	155	23	45		101	M12	17.000	50	12485	
2485 I	32x32	438	508	155	23	45		101	M12	17.000	50	12485	
2485-N-D	32X32	125	925	150	10	44,5-57	483	102	M12	12.000	40		50
2485-N-I	32x32	125	925	150	10	44,5-57	483	102	M12	12.000	40		50
2485-V D	32x32	438	508	155	23	45		335	M12	18.000	30	12485	
2485-V I	32x32	438	508	155	23	45		335	M12	18.000	30	12485	

Clamps. See page 180
See possible assemblies on page 179
Models specially designed for vineyard

2485-N

2480V - 2485V

F Articles manufactured upon order I Left D Right

35X35

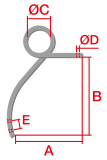

Epoxy paint with UVA protection.

2486-GD

Ref.		A	B	C	D	E	G	M	Grs.			F
2486 D GD	35x35	400	583	145	23	45/70	110	M12	22.000	40	12486	
2486 I GD	35x35	400	583	145	23	45/70	110	M12	22.000	40	12486	
2486 CD GD	35x35	410	600	145	17	50/75	110	M12	22.000	40	12486	100
2486 CI GD	35x35	410	600	145	17	50/75	110	M12	22.000	40	12486	100

Clamps. See page 180
2486 C GD: water based painting
See possible assemblies on page 179

F Articles manufactured upon order I Left D Right

Double Coil Tine

	20x20	25x25	27x27	30x30	32x32	35x35
Ref.	2480 / 2480-B	2481	2483	2484	2485	2486
1500+1501		M12x60	M12x60	M12x70	M12x70	M12x70
1501		M12x50	M12x50	M12x60	M12x60	M12x60
1506+1501		M12x60	M12x60	M12x70	M12x70	M12x70
1507+1501		M12x60	M12x60	M12x70	M12x70	M12x70
1511		M10x50	M10x50			
1512-A CN/ C2N		M12x50	M12x50	M12x50	M12x50	M12x50
1513 0/A		M11x50	M11x50			
1535-0/A CA1		M11x50*				
1513 B			M12x50	M12x60	M12x60	M12x60
1513 A CN / C2N		M12x50	M12x50	M12x60	M12x60	M12x60
1535-B CN CA1 / C2A / C3A		M12x50	M12x50	M12x50	M12x60	M12x60
1535-0/A/F/G CA2		M11x50	M11x50			
1535-B / CA3 / CA2		M12x50	M12x50	M12x50	M12x60	M12x60
1535-C			M12x50	M12x50	M12x60	M12x60
1537-B			M12x50	M12x50	M12x60	M12x60
1537 CN				M12x50	M12x60	M12x60
1538	M10x40					
1547 C2A	M10x40					
1550-A	M10x40					
1553 C2A	M10x40					
1561		M11x50	M11x50			
1571-B CA						M12x60
1571-B C3A / C				M12x60	M12x60	M12x60
1576			M12x50	M12x60	M12x60	M12x60
1578			M12x50	M12x50	M12x60	M12x60
1579		M12x50	M12x50	M12x60	M12x60	M12x60
1593			M11x50	M11x50	M11x60	M11x60
15005					M12x60	
15106 AP CP				M12x70	M12x70	M12x70
15055 B 80 CP 2A1 3P					M12x70	M12x80

* 2481H

12480 - 12486

12480-12486

Ref.			Chasis		Grs.	M	F
12480-5050	60x10	20x20	50x50	24	740	M12	
12480-6060	60x10	20x20	60x60	24	840	M12	
12480-8080	60x10	20x20	80x80	24	1.020	M12	
12480-8080A	60x10	20x20	80x80	24	1.020	M14	100
12481-6060	80X14	25X25	60X60	12	1.695	M16	
12481-8080	80X14	25X25	80X80	12	2.045	M16	
12483-6060	80X14	27X27	60X60	12	1.070	M16	
12483-8080	80X14	27X27	80X80	12	2.055	M16	
12483-10060	80X14	27X27	100X60	12	2.055	M16	
12483-100100	80X14	27X27	100X100	12	2.405	M16	
12485-8080	90x15	32x32	80x80	12	2.310	M22	
12485-10060	90x15	32x32	100x60	12	2.310	M22	100
12485-100100	90x15	32x32	100x100	12	2.705	M22	
12486-100100	100x15	35x35	100x100	12	3.262	M22	

F Articles manufactured upon order

3.13 STUBBLE TINES

2441

182

2447

183

2446

184

2444

185

2823

186

2441

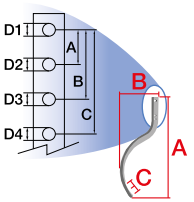

Integral heat treatment

2441

Ref.		A	B	C	M	Grs.		F
2441-CA2	60x25	812	83	45/80	M12	9.100	100	50

Fits with 1509 See page 162 / 1510 See page 163

Hole pattern to fix the frame

Ref.	No. Holes	A	B	C	D	E	D1	D2	D3	D4	D5
2441-CA2	5	65	115	165	215	265	20,3	20,3	20,3	20,3	20,3

F Articles manufactured upon order

2447

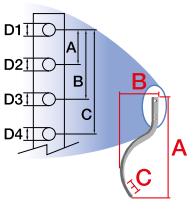

Integral heat treatment

2447

Ref.		A	B	C	M	Grs.		F
2447	45x15	467	45	45	M10	2.650	350	100

Use screw kit 1199Kit2447 to assemble with 15052. See page 142

F Articles manufactured upon order

2446

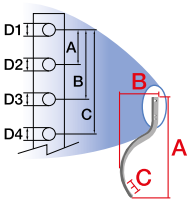

Integral heat treatment

2446-A12

Ref.	Original Ref.		A	B	C	M	Grs.	
2446 A12 CA	4653680	70x22	875	90	45	M12	9.800	100

Fits with Lemkem Smarag. See page 167

Hole pattern to fix the frame

Ref.	No. Holes	A	B	C	D	D1	D2	D3	D4
2446 A12 CA	4	25	155	205	220	24,3	20,3	12,3	12,3

2444

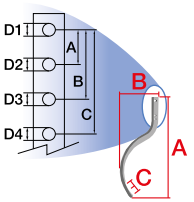

Integral heat treatment

2444

Ref.		A	B	C	M	Grs.		F
2444-865 A12 CA1	60x25	841	140	70	M12	9.800	100	50
2444-865 A12 CA2	60x25	841	140	70	M12	9.800	100	50
2444-865 A14 CA1	60x25	841	140	70	M14	9.800	100	50
2444-865 A14 CA2	60x25	841	140	70	M14	9.800	100	50
2444-865 A14 CA3	60x25	841	140	70	M14	9.800	100	50

2444 A12 fits with 1586-A 8 CA / 1587-A 10 CA / 1588 10 CA. See page 171
2444 A14 fits with 1586-A 8 CA1 / 1587-A 10 CA1 / 1588 10 CA1 . See page 171

Hole pattern to fix the frame

Ref.	No. Holes	A	B	C	D1	D2	D3
2444-865 A12 CA1	3	30	150	180	20,5	20,5	14,5
2444-865 A12 CA2	2	175		-	20,5	12,3	
2444-865 A14 CA1	3	30	150	180	20,5	20,5	14,5
2444-865 A14 CA2	2	30	205	-	20,5	12,3	
2444-865 A14 CA3	2	30	205	-	20,5	14,5	

F Articles manufactured upon order

2823

Integral heat treatment

2823

Ref.		A	B	C	M	Grs.		F
2823-A	50x25	469	445	57-57	M12	7.700	100	100
2823-B	60x25	622	483	57-57	M12	11.100	70	100
2823-C	60x25	720	500	57-57	M12	12.200	65	

Fits with 15055 - 15056 - 15057 - 15058 on page 168 and 169

F Articles manufactured upon order

3.14 CHISEL TINES

2461-2467

188

2467V

189

2811

190

2461-2467

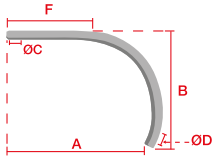

2461 - 2467

Ref.		A	B	C	D	F	M	Grs.		F
2466	25x25	393	370	17,5	45	217	M12	3.500	200	
2466-E	25x25	361	315	15	45	135	M12	2.700	300	100
2466-E TL	25x25	361	315	14,5	45	135	M12	2.700	200	100
2467	30x30	470	397	17	45	275	M12	5.500	125	
2467-35	35x35	470	402	17	45	275	M12	7.500	125	
2467-35 TL	35x35	495	450	16,5	45	244	M12	8.000	125	
2467-35-A-L	35x35	452	522	20	45	215	M12	8.800	100	100
2461-C	40x30	495	368	18,5	40-50	296	M12	6.900	90	
2461-CL	40x30	470	492	26	45	215	M12	9.620	70	
2464-A	40x40	470	500	26	45	245	M12	11.000	50	
2464-AL	40x40	525	575	26	45	230	M12	12.700	30	
2464-AL CA1	40x40	525	575	26	57-57	230	M12	12.700	30	100
2461-B	45x20	500	355	17	40-50	296	M12	5.200	100	
2461-D	45x20	415	450	17	40-50	280	M12	6.200	100	100
2462-A	50x25	450	582	21,5	40-50	280	M12	10.300	45	
2462-B	50x30	455	587	21,5	40-50	280	M12	12.500	40	
2462-B-A16	50x30	545	660	17	56	330	M12	14.150	35	100
2462-B A24 CA2	50x30	455	587	26	45-57	280	M12	12.500	40	100
2462-C	50x30	560	480	20	57	330	M14	11.700	80	100

2464-AL CA1: With three holes to mount with 15055 C2A
TL: with lateral hole

F Articles manufactured upon order D Right

2467V

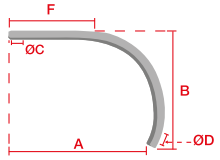

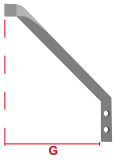

2467-V

Ref.		A	B	C	D	E	F	G	M	Grs.		F
2467-V D	30X30	470	395	17	45	M12	305	200	M12	5.800	90	
2467-V I	30X30	470	395	17	45	M12	305	200	M12	5.800	90	
2467-35 V D TL	35x35	495	450	16,5	45	M12	244	200	M12	9.100	80	100
2467-35 V I TL	35x35	495	450	16,5	45	M12	244	200	M12	9.100	80	100

V: Models specially designed for vineyard
2467-35 V TL: with lateral hole

F Articles manufactured upon order I Left D Right

2811

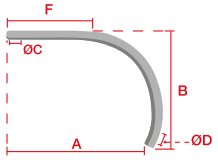

2811

Ref.		A	B	C	D	E	F	M	Grs.		F
2811-A	45X15	254	408	17	45	M10		M10	3.800	120	100
2811-B	45X15	369	490	17	45	M10	272	M10	5.300	120	100

2811-A installed with an inclination of 20º
2811-B: 2 mounting screw holes. 40 mm distance between holes of 17 diameter

2811 A

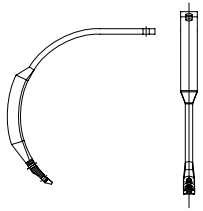

2811 B

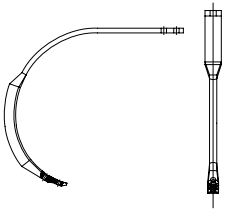

F Articles manufactured upon order

Chisel Tine

	45x20	40x30	40x30	45x20	50x25	50x30	40x40	25x25	30x30
Ref.	2461-B	2461-C	2461-CL	2461-D	2462-A	2462-B	2464-A / AL	2466	2467
1500+1501	M12x60	M12x60	M12x60	M12x60	M12x60	M12x60	M12x70	M12x60	M12x60
1501	M12x60	M12x60	M12x60	M12x60	M12x60	M12x60	M12x70	M12x50	M12x50
1506+1501	M12x60	M12x60	M12x60	M12x60				M12x60	M12x60
1507+1501	M12x60	M12x60	M12x60	M12x60	M12x60	M12x60	M12x70	M12x60	M12x60
1512 A CN / C2N	M12x50	M12x50	M12x50	M12x50	M12x60	M12x60	M12x70	M12x50	M12x50
1513-0/0 CA1	M11x50	M11x50	M11x50	M11x50				M11x50	M11x50
1513-A/A CA1	M11x50	M11x50	M11x50	M11x50	M11x50	M11x60	M11x60	M11x50	M11x50
1513-B	M12x60	M12x60	M12x60	M12x60	M12x60	M12x60	M12x70		
1513 A CN / C2N	M12x50	M12x50	M12x50	M12x50	M12x60	M12x60	M12x70	M12x50	M12x50
1535-B CN CA1/C2A					M12x60	M12x60	M12x70		
1535-0/A/F/G CA2	M11x50	M11x50	M11x50	M11x50				M11x50	M11x50
1535-B / C3A / CA2					M12x60	M12x60	M12x70		
1535-C					M12x60	M12x60	M12x70		
1537 / 1537 CN					M12x60	M12x60	M12x60		M12x50
1571-B CA3/C					M12x60	M12x60	M12x70		M12x60
1577-CA3					M12x60	M12x60	M12x70		
1578					M12x60	M12x60	M12x60		
1593									M11x50
15005							M12x60		
15027 B/C CA1	M11x40								
15028 B/C CA1	M11x40								
15106 AP CP					M12x70	M12x70	M12x80		M12x60
15055 B 80 CP 2A1 3P							M12x80		

80X80

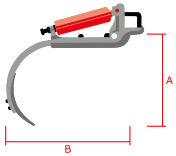

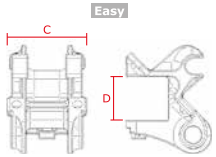

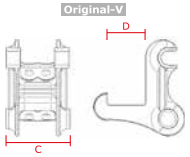

Minimal maintenance: protective nylon sleeves to avoid the need to oil.

12466

Ref.	Max.Chasis	Max depth	C.V.	Measures with tine	A	B	C	Grs.	Spring		F
12466	80x80	35cm	8-12	2467	575	535	183	34.900	2424-E	10	
12466-2426F	80X80	35cm	8-12	2467	575	535	183	35.000	2426-F	10	
12466-B	80X80	35cm	8-12	2467	575	535	172	34.500	2424-E	10	
12466-B 2426F	80x80	35cm	8-12	2468	575	535	172	35.500	2426-F	10	30
12466-B VAB	80x80	35 cm	8-12	2467	575	535	172	34.500	2424-E	10	
12466-V	80X80	30cm	8-12	2467	575	535	125	31.100	2424-E	10	
12466-VAF	80x80	30 cm	8-12	2467	575	535	125	32.900	2424-E	10	

12466-B VAB and 12466-VAF:with 12466-V-AB clamp for more security and strengh.
12466-V and 12466-VAF: Models specially designed for vineyard

12466-B

12466-V-AF

F Articles manufactured upon order

100X100

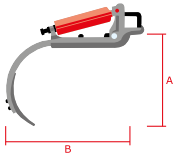

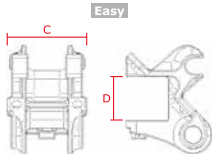

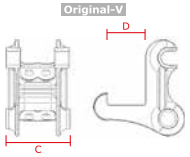

Minimal maintenance: protective nylon sleeves to avoid the need to oil.



12465

Ref.	Max.Chasis	Max depth	C.V.	Measures with tine	A	B	C	Grs.	Spring		F
12465	100x100	45cm	10-15	2464-A PI	680	590	190	45.000	2428-A	10	
12465 BIMUELLE	100X100	45cm	10-15	2464-A PI	680	590	190	47.000	2428-A+2419-A	10	
12465-B	100x100	45cm	10-15	2461-EL	675	595	172	41.000	2428-A	10	
12465-B BIMUELLE	100X100	45cm	10-15	2464-A PI	680	590	172	43.000	2428-A+2419-A	10	
12466-100	100X100	35cm	8-12	2467	575	535	183	36.200	2424-E	10	30
12466-100-2426F	100x100	35cm	8-12	2467	575	535	183	37.200	2426-F	10	30

12465-B

F Articles manufactured upon order

3.17 | CHISEL ASSEMBLY COMPONENTS

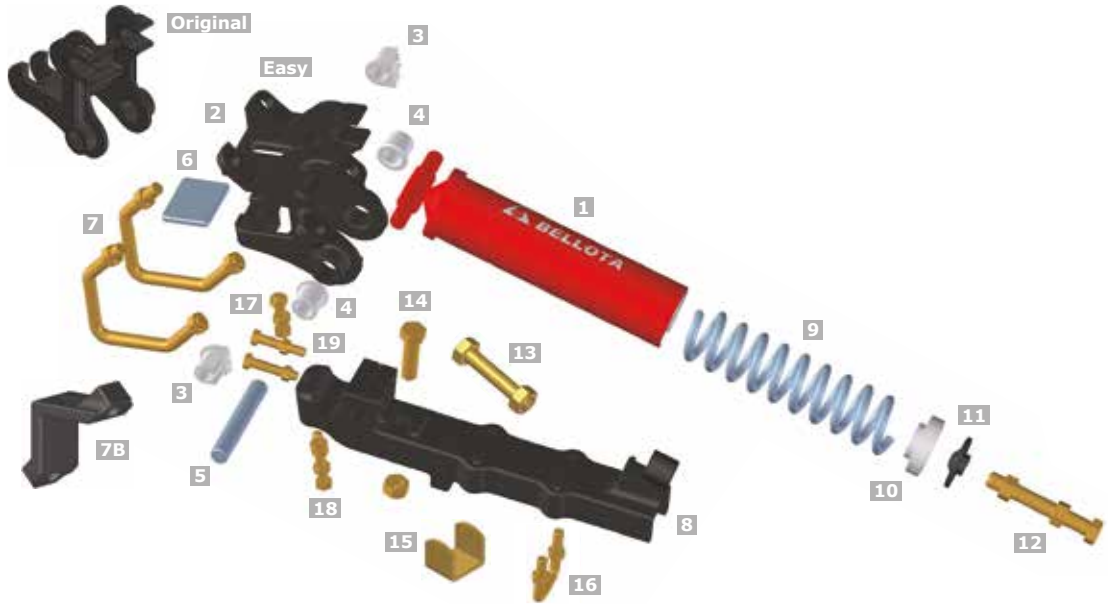

	Description	12465	12465-B	12466-100	12466	124662426F	12466-B	12466B2426F	12466-V
		100x100	100x100	100x100	80x80	80x80	80x80	80x80	80x80
1	Tube	12465-T	12465-T	12466-T	12466-T	12465-T	12466-T	12466-T	12466-V-T
2	Chassis support	12465-AM	12465B-AM	12466-100-AM	12466-AM	12466-AM	12466B-AM	12466B-AM	12466-V-AM
3	Tube socket	12465-CT	12465-CT	12465-CT	12465-CT	12465-CT	12465-CT	12465-CT	12466-V-CT
4	Tine socket	12465-CB	12465-CB	12465-CB	12465-CB	12465-CB	12465-CB	12465-CB	12466-V-CB
5	Pin	12465-BG	12465-BG	12465-BG	12465-BG	12465-BG	12465-BG	12465-BG	12466-V-BG
6	Knock plate	12465-K	–	–	12466-K	12466-K	–	–	–
7	Clamp + 2 nuts DIN 985	12465-AB (2)	12465B-AB (2)	12465-AB (2)	12466-AB (2)	12466-AB (2)	12466B-AB (1)	12466B-AB (1)	12466B-AB (1)
7B	Clamp + 2 bolts M20x100 DIN 931 + 2 nuts DIN 985						12466-V-AB •		12466-V-AB •
8	Tine support	12465-SB	12465B-SB	12466-100-SB	12466-SB	12466-SB	12466B-SB	12466B-SB	12466-V-SB
9	Spring	2428-A	2428-A	2424-E	2424-E	2426-F	2424-E	2426-F	2424-E
10	Spring drive bus	12465-CM	12465-CM	12466-CM	12466-CM	12465-CM	12466-CM	12465-CM	12466-CM
11	Spring drive plate	12465-CZ	12465-CZ	12465-CZ	12465-CZ	12465-CZ	12465-CZ	12465-CZ	12465-CZ
12	Spring bolt M24x180 DIN 933 + 2 nuts DIN 934	12465-TM	12465-TM	12466-TM	12466-TM	12466-TM	12466-TM	12466-TM	12466-TM
13	1 support bolt M10x60 DIN 931 + 1 nut DIN 934	12465-TCH	12465-TCH	12465-TCH	12465-TCH	12465-TCH	12465-TCH	12465-TCH	12465-TCH
14	Tine bolt DIN 931 + 1 nut DIN 985	12465-TB (M24x80)	12465-TB (M24x80)	12466-TB (M16x60)	12466-TB (M16x60)	12466-TB (M16x60)	12466-TB (M16x60)	12466-TB (M16x60)	12466-TB (M16x60)
15	Couplings	12465-ACB 45x30 40x40 40x30	12465-ACB 45x30 40x40 40x30	12466-ACB 40x30 35x35 30x30 25x25	12466-ACB 40x30 35x35 30x30 25x25	12466-ACB 40x30 35x35 30x30 25x25	12466-ACB 40x30 35x35 30x30 25x25	12466-ACB 40x30 35x35 30x30 25x25	12466-V-ACB 35x35 30x30 25x25
16	Clamp + 2 nuts DIN 985	12465-ABB	12465-ABB	12466-ABB	12466-ABB	12466-ABB	12466-ABB	12466-ABB	12466-ABB
17	Screw M16x60 DIN 933 + 2 nuts DIN 934	12465-TA	–	–	12465-TA	12465-TA	–	–	–
18	Screw M16x90 DIN 933 + 1 nut M16 DIN 934 + M16 DIN 6330	12465-TG	12465-TG	12465-TG	12465-TG	12465-TG	12465-TG	12465-TG	12465-TG
19	Screw M14x70 DIN 933 + 1 nut DIN 6330	12465-TS	12465-TS	12466-TS	12466-TS	12466-TS	12466-TS	12466-TS	12466-TS

• Optional for added security and high strength

REAMING WITHOUT GRINDING

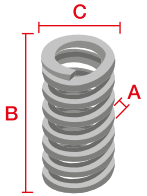

We can supply compression and torsion springs with 1 mm to 55 mm threads.

2420

Ref.	A	B	C	Number of spirals	Grs.	Kg/mm	Block length	Maximum load Kgs	Maximum compression		F
2419 A	11	350	48	23,5	1.970	13,14	253	1130	86	400	
2420 A	12	376	57	22,5	2.750	10,84	264	1206	111	310	
2422 B	14	280	81	12	2.890	12,16	161	1287	106	150	50
2422 A	14	300	75	13	3.000	14,72	175	1413	96	225	50
2424 H	16	215	122	6	3.100	12,23	88	1214	99	100	50
2424 G	16	350	65	17,5	4.130	34,82	272	2626	75	310	50
2424 D	16	350	97	13	5.150	10,72	200	1589	148	110	50
2426 A	18	200	96	7,75	3.510	35,39	130,5	2349	66	115	50
2426 B	18	250	101	9,25	4.440	23,69	157,5	2207	93	85	50
2426 C	18	300	101	11	5.270	19,33	189	2207	111	100	
2426 D	18	300	120	9	5.370	13,19	153	1796	136	70	
2428 E	20	300	104	7,5	4.500	44,99	140	2992	67	200	50
2430 A	22	376	105	12,5	9.000	37,24	264	4030	108	80	

More springs available on request.

F Articles manufactured upon order D Right

REAMING AND GRINDING

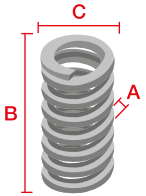

We can supply compression and torsion springs with 1 mm to 55 mm threads.

2420

Ref.	A	B	C	Number of spirals	Grs.	Kg/mm	Block length	Maximum load Kgs	Maximum compression		F
2424 A	16	220	80	10,5	3.100	27,78	160	2011	60	135	50
2424 E	16	300	90	11	4.035	17,02	168	1739	102	140	
2426 I	18	182	75	8	2.700	87,21	135	3214	37	150	50
2426 F	18	300	90	12	5.100	26,79	207	2545	93	140	50
2428 A	20	350	90	13,25	6.510	39,70	255	3590	90	125	
2428 B	20	350	100	12	7.235	29,76	230	3142	106	100	50
2428 C	20	350	110	12	7.880	20,90	230	2793	120	80	50

More springs available on request.

F Articles manufactured upon order I Left

FOLLOWING TINES

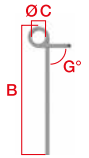

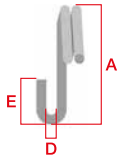

Tailor-made design according to customer's requirements.



2490

Ref.	A	B	C	D	Grs.		Ø	α	Chasis	M		F
2490	230	530	95	14	1.200		12	90º			500	
2850	195	440	66	19	960		12	105º			500	500
2853	195	403	66	19	980		12	120ª			500	500
2852	187	584	61	14	1.850		12	90º			400	500
2855AR					30	100	10		40x40			200
2855AB					140	100	9		40x40	M1		200
2850AB					150	150	9		50x50		6.750	500

2850

2853

2852

2855AR

2850-AB

F Articles manufactured upon order

LEAF SPRING KVERNELAND 15500

Epoxy paint with UVA protection.

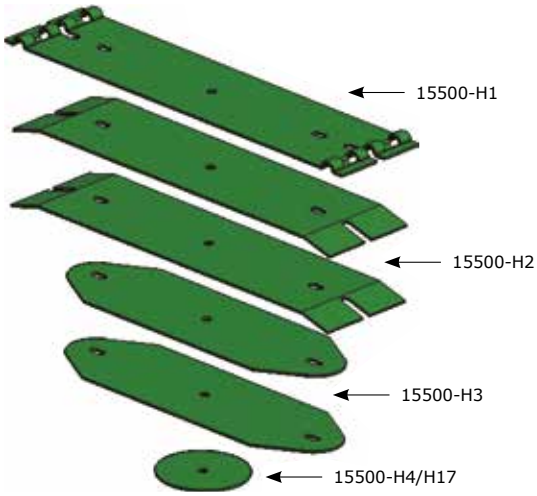

15500

Ref.	Original Ref.		A	B	Quantity	Grs.		F
15500 CLC5	KK301050	4	545	140		11.000	40	
15500 CLC6B	KK089680	4	545	140		13.400	30	50
15500-H1	KK303134	4	535	140	1	2.500	250	
15500-H17	KK057093	4	120			700	1.000	
15500-H2	KK303172	4	545	140	2	2.400	250	
15500-H3	KK057066	4	450	140	2	1.700	500	
15500-H4	KK057067	4	120		1	350	1.000	
12500 PC						373	500	
12500 PR						306	500	

Plough leaf springs. See page 261
Initial reccommended distance for mounting leaf spring (when flexed): 50,5 cm. (Distance between the wheelbase)

Sheets breakdown

Ref.	15500-H1	15500-H2	15500-H3	15500-H17	15500-H4	15500-T1	15500-T2
15500-CLC5	1	2	2		1	1	2
15500-CLC5B	1	2	2	1	1	1	2
15500-CLC6B	1	2	3	1	1	1	2

F Articles manufactured upon order

1458

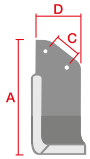

1458-B

Ref.		A	B	Ø	Grs.		
1458-B	6	225	72	29	640	12	1.320
1458-C	6	234	72	29	700	12	1.512

1458-C

UNIVERSAL

1470

1471

1472

1473

1474

1475

1476

1477

1479

1490

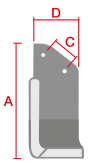

Ref.		Original Ref.		A	B	C	D	Ø	Grs.			Machine	F
1470 D	7	2 D	80x7	180	138	57	80	13,25	1.130	12	924	Agrator-Agric-Howard	
1470 I	7	2 I	80x7	180	138	57	80	13,25	1.130	12	924	Agrator-Agric-Howard	
1471 D	6	207 M D	75x6	175	135	57	76	11,75	870	12	924	Agrator-Agric(500)	
1471 I	6	207 M I	75x6	175	135	57	76	11,75	870	12	924	Agrator-Agric(500)	
1472 D	6	64 A D	70x6	200	110	60/35,5	70	10,5	830	12	924	Agria	480
1472 I	6	64 A I	70x6	200	110	60/35,5	70	10,5	830	12	924	Agria	480
1473 D	7	107 D	80x7	200	140	57	80	13,25	1.130	12	924	Enguix	
1473 I	7	107 I	80x7	200	140	57	80	13,25	1.130	12	924	Enguix	
1474 D	5	178 C D	40x5	210	70	70	40	8,5	340	24	1.848	Condor-Ovac-Solo	
1474 I	5	178 C I	40x5	210	70	70	40	8,5	340	24	1.848	Condor-Ovac-Solo	
1475 D	5	178 PA D	40x5	218	77	70	40	8,5	350	24	1.848	Agria-Lander	
1475 I	5	178 PA I	40x5	218	77	70	40	8,5	350	24	1.848	Agria-Lander	
1476 D	6	198 D	60x6	195	102	42	60	12,5	590	24	1.848	Agria-Pasquali	
1476 I	6	198 I	60x6	195	102	42	60	12,5	590	24	1.848	Agria-Pasquali	
1477 D	6	198 E D	60x6	180	92	42	60	12,5	505	24	1.440	Agria-Howard-Lander	
1477 I	6	198 E I	60x6	180	92	42	60	12,5	505	24	1.440	Agria-Howard-Lander	
1479 D	6	234 D	55x6	280	116	100	55	12,5	870	12	924	Goldoni-Lander	
1479 I	6	234 I	55x6	280	116	100	55	12,5	870	12	924	Goldoni-Lander	
1490 D	6		40x6	220	87	70	40	11x15	475	24	1.848	Universal	480
1490 I	6		40x6	220	87	70	40	11x15	475	24	1.848	Universal	480

F Articles manufactured upon order | I Left | D Right

HOWARD

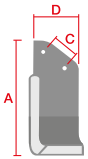

Ref.			Original Ref.	A	B	C	D	Ø	Grs.			Machine	F
1480 D	6	75x6	9901/9924	175	135	57	75	11,5	850	12	924	Howard	480
1480 I	6	75x6	9900/9923	175	135	57	75	11,5	850	12	924	Howard	480
1481 D	7	80x7	3901/63593	180	132	57	80	13,4	1.020	12	924	Howard	
1481 I	7	80x7	3900/63592	180	132	57	80	13,4	1.020	12	924	Howard	
1482 D	8	105x8	6785/2720	200	145	75	105	16,4	1.475	10	770	Howard	480
1482 I	8	105x8	6784/2719	200	145	75	105	16,4	1.475	10	770	Howard	480
1484 D	9	80x9	9863/9920	180	135	51	80	16,5	1.230	12	924	Howard	
1484 I	9	80x9	9862/9919	180	135	51	80	16,5	1.230	12	924	Howard	
1485 D	7	80x7	9949/9931	210	130	57	80	13,4	1.035	12	924	Howard	480
1485 I	7	80x7	9948/9930	210	130	57	80	13,4	1.035	12	924	Howard	480
1486 D	6	75x6	9954	175	140	57	75	11,5	820	12	924	Howard	480
1486 I	6	75x6	9954	175	140	57	75	11,5	820	12	924	Howard	480

F Articles manufactured upon order | I Left | D Right

MASCHIO GASPARDO

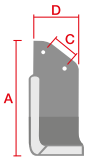

Ref.			Original Ref.	A	B	C	D	Ø	Grs.			Machine	F
1487 D	8	80x8	1110428	220	137	56	80	14,5	1.360	10	770	Maschio	
1487 I	8	80x8	1110429	220	137	56	80	14,5	1.360	10	770	Maschio	
1491 D	8	80X7	110426	208	80	56	80	14,5	1.290	10	770	Maschio	480
1491 I	8	80X7	110427	208	80	56	80	14,5	1.290	10	770	Maschio	480
1494 D	10	80x10	R17820860	237	145	56	80	14,5	1.680	12	924	Maschio	360
1494 I	10	80x10	R17820870	237	145	56	80	14,5	1.680	12	924	Maschio	360

F Articles manufactured upon order | I Left | D Right

1199A COUNTERSUNK HEAD WITH SQUARE NECK

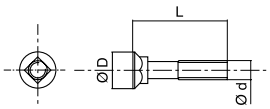

All bolts are supplied with nuts.

1199-A

Ref.	Dimension standard	Quality	Quality nut	ø D	ø D2	L			F
1199A-1035	DIN 608	8.8	.8 (DIN934)	M10	17,5	35	100	800	
1199A-1035B	DIN 608	12.9	.10 (DIN934)	M10	17,5	35	100	800	800
1199A-1040	DIN 608	8.8	.8 (DIN934)	M10	17,5	40	100	800	
1199A-1050	DIN 608	8.8	.8 (DIN934)	M10	17,5	50	100	800	
1199A-1060	DIN 608	8.8	.8 (DIN934)	M10	17,5	60	100	800	
1199A-1140	DIN 608	8.8	.8 (DIN934)	M11	21	40	100	800	800
1199A-1150	DIN 608	8.8	.8 (DIN934)	M11	21	50	100	800	
1199A-1160	DIN 608	8.8	.8 (DIN934)	M11	21	60	50	400	
1199A-1235	DIN 608	8.8	.8 (DIN934)	M12	24	35	100	800	
1199A-1235B	DIN 608	12.9	.10 (DIN934)	M12	24	35	100	800	800
1199A-1238	Special Drawing	8.8	.8 (DIN934)	M12	24	38	100	800	400
1199A-1240	DIN 608	8.8	.8 (DIN934)	M12	24	40	50	400	
1199A-1240A	DIN 608	10.9	.10 (DIN934)	M12	24	40	50	400	400
1199A-1248A	DIN 608	10.9	.10 (DIN934)	M12	24	48	50	400	400
1199A-1250	DIN 608	8.8	.8 (DIN934)	M12	24	50	50	400	
1199A-1250B	DIN 608	12.9	.10 (DIN934)	M12	24	50	50	400	400
1199A-1260	DIN 608	8.8	.8 (DIN934)	M12	24	60	50	400	
1199A-1260A	DIN 608	10.9	.10 (DIN934)	M12	24	60	50	400	400
1199A-1270	DIN 608	8.8	.8 (DIN934)	M12	24	70	50	400	
1199A-1270A	DIN 608	10.9	.10 (DIN934)	M12	24	70	50	400	400
1199A-1280	DIN 608	8.8	.8 (DIN934)	M12	24	80	50	400	
1199A-1280A	DIN 608	10.9	.10 (DIN934)	M12	24	80	50	400	400
1199A-1285A	DIN 608	10.9	.10 (DIN934)	M12	24	85	50	400	
1199A-1285B	DIN 608	12.9	.10 (DIN934)	M12	24	85	50	400	400
1199A-1290	DIN 608	8.8	.8 (DIN934)	M12	24	90	50	400	
1199A-1290B	DIN 608	12.9	.10 (DIN934)	M12	24	90	50	400	
1199A-1440	DIN 608	8.8	.8 (DIN934)	M14	28	40	50	400	400
1199A-1450	DIN 608	8.8	.8 (DIN934)	M14	28	50	50	400	400
1199A-1480	DIN 608	8.8	.8 (DIN934)	M14	28	80	25	200	200
1199A-1650	DIN 608	8.8	.8 (DINj934)	M16	29	50	25	200	200
KIT2546C2A	DIN 608 / DIN 9021	8.8	.8 (DIN934)	M12	24	70	25	200	

KIT2546C2A consisting of a bolt, a self-locking nut with a DIN 6927 flange and a support washer for the DIN9021 nut (Ø 13 x Ø 37 x 3)

F Articles manufactured upon order

1199B COUNTERSUNK HEAD WITH TWO NIBS

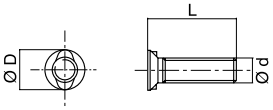

All bolts are supplied with nuts.

1199-B

Ref.	Dimension standard	Quality	Quality nut	ø D	ø D2	L			F
1199B-1035	NF (E 27-355)	8.8	.8 (DIN934)	M10	16	35	100	800	
1199B-1040	NF (E 27-355)	8.8	.8 (DIN934)	M10	16	40	100	800	800
1199B-1050	NF (E 27-355)	8.8	.8 (DIN934)	M10	16	50	100	800	800
1199B-1230	NF (E 27-355)	8.8	.8 (DIN 934)	M12	20	30	100	800	400
1199B-1235	NF (E 27-355)	8.8	.8 (DIN934)	M12	20	35	100	800	
1199B-1240	NF (E 27-355)	8.8	.8 (DIN 934)	M12	20	40	50	400	
1199B-1240B	NF (E 27-355)	12.9	.10 (DIN934)	M12	20	40	50	400	400
1199B-1245	NF (E 27-355)	8.8	.8 (DIN 934)	M12	20	45	50	400	400
1199B-1435	NF (E 27-355)	8.8	.8 (DIN 934)	M14	24	35	50	400	400
1199B-1440	NF (E 27-355)	8.8	.8 (DIN 934)	M14	24	40	50	400	400
1199B-1440AESP		10.9	.10 (DIN934)	M14	22	40	50	400	400
1199B-1655	NF (E 27-355)	8.8	.8 (DIN 934)	M16	28	55	25	200	200

F Articles manufactured upon order

1199C CONICAL HEAD WITH ONE FLAT

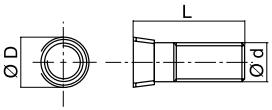

All bolts are supplied with nuts.

1199-C

Ref.	Dimension standard	Quality	Quality nut	ø D	ø D2	L			F
1199C-1433	KN 48.03	12.9	.10 (DIN934)	M14	18	33	50	400	400
1199C-1437	KN 48.03	12.9	.10 (DIN934)	M14	18	37	50	400	
1199C-1442	KN 48.03	12.9	.10 (DIN934)	M14	18	42	50	400	400
1199C-1640	KN.48.03	12.9	.10 (DIN934)	M16	21	40	25	200	200
1199C-1650	KN 48.03	12.9	.10 (DIN934)	M16	21	50	25	200	
1199C-1670	KN 48.03	12.9	.10 (DIN934)	M16	21	70	25	200	200
1199C-1685	Din 934	12,9	.10 (DIN934)	M16	21	85	25	200	200

F Articles manufactured upon order

1199D CONICAL HEAD WITH TWO FLATS

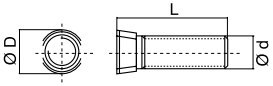

All bolts are supplied with nuts.

1199D

Ref.	Dimension standard	Quality	Quality nut	ø D	ø D2	L			F
1199D-1233	KN 48.03	12.9	.10 (DIN934)	M12	16	33	100	800	
1199D-1237	KN 48.03	12.9	.10 (DIN934)	M12	16	37	100	800	
1199D-1242	KN 48.03	12.9	.10 (DIN934)	M12	16	42	100	800	
1199D-1250	KN 48.03	12.9	.10 (DIN934)	M12	16	50	100	800	
1199D-1255	KN 48.03	12.9	.10 (DIN934)	M12	16	55	50	400	400
1199D-1434	KN 48.03	12.9	.10 (DIN934)	M14	18	34	50	400	
1199D-1445	KN 48.03	12.9	.10 (DIN934)	M14	18	45	50	400	
1199E-1238	KN 48.03	12.9	.8 (DIN934)	M1/2"	17,5	38	100	800	400

F Articles manufactured upon order

1199O CONICAL HEAD WITH SQUARE NECK

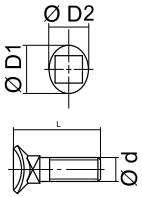

All bolts are supplied with nuts.

1199-O

Ref.	Dimension standard	Quality	Quality nut	ø D	ø D2	ø D3	L			F
1199O-1040	ISO 5713	8.8	.8 (DIN934)	M10	18	15,5	40	100	800	
1199O-1040TS	ISO 5713	8.8	.8 (DIN985)	M10	18	15,5	40	100	800	800
1199O-1045	ISO 5713	8.8	.8 (DIN934)	M10	18	15,5	45	100	800	
1199O-1045TS	ISO 5713	8.8	.8 (DIN985)	M10	18	15,5	45	100	800	800
1199O-1045TCB	ISO 5713	8.8	.10 (DIN6927)	M10	18	15,5	45	100	800	800
1199O-1050	ISO 5713	8.8	.8 (DIN934)	M10	18	15,5	50	100	800	
1199O-1055A	ISO 5713	10.9	.10 (DIN934)	M10	18	15,5	55	100	800	800
1199O-1060	ISO 5713	8.8	.8 (DIN934)	M10	18	15,5	60	100	800	
1199O-1060TCB	ISO 5713	8.8	.10 (DIN6927)	M10	18	15,5	60	100	800	
1199O-1245TCB	ISO 5713	8.8	.10 (DIN6927)	M12	22	19,5	45	50	400	800
1199O-1250	ISO 5713	8.8	.8 (DIN934)	M12	22	19,5	50	50	400	
1199O-1250TS	ISO 5713	8.8	.8 (DIN985)	M12	22	19,5	50	50	400	800
1199O-1260	ISO 5713	8.8	.8 (DIN934)	M12	22	19,5	60	50	400	
1199O-1260TCB	ISO 5713	8.8	.10 (DIN6927)	M12	22	19,5	60	50	400	400

F Articles manufactured upon order

1199G ROUND HEAD WITH SQUARE NECK

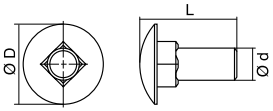

All bolts are supplied with nuts.

1199 G

Ref.			Dimension standard	Quality	Quality nut	ø D	ø D2	L	F
1199G-1035	50	400	DIN 603	8.8	.8 (DIN934)	M10	25	35	400
1199G-1230	50	400	DIN 603	8.8	.8 (DIN934)	M12	30	30	400
1199G-1235	50	400	DIN 603	10.9	.10 (DIN934)	M12	30	35	
1199G-1235B	50	400	DIN 603	12.9	.10 (DIN934)	M12	30	35	400
1199G-1238	50	400	DIN 603	8.8	.8 (DIN934)	M12	30	38	400
1199G-1260	50	400	DIN 603	8.8	.8 (DIN934)	M12	30	60	400
1199G-1470B	50	400	DIN 603	12.9	.10 (DIN934)	M14	32	70	400
1199G-1480B	50	400	DIN 603	12.9	.10 (DIN934)	M14	32	80	400

F Articles manufactured upon order